



Asociación Mexicana de
Distribuidores de Automotores

REPORTE ESTADÍSTICO DEL SECTOR AUTOMOTOR

CIFRAS MENSUALES Y ACUMULADAS















Julio 2014





REPORTE ESTADÍSTICO

ÍNDICE

	Ventas Menudeo Autos y Camiones Ligeros a julio de 2014.	3
	Ventas Menudeo por Segmento de Camiones Pesados a julio de 2014.	4
	Ventas Menudeo por Marca de Camiones Pesados a julio de 2014.	5
	Ventas julioreo de Autos y Camiones Ligeros a julio de 2014.	6
	Ventas julioreo por Segmento de Camiones Pesados a julio de 2014.	7
	Ventas julioreo por Marca de Camiones Pesados a julio de 2014.	8
	Autofinanciamiento a julio de 2014.	9
	Ventas de Exportación de Autos y Camiones Ligeros a julio de 2014.	10
	Producción Nacional de Autos y Camiones Ligeros a julio de 2014.	11
	Producción de Autos y Camiones Ligeros, Mercado Interno a julio de 2014.	12
	Producción de Autos y Cam. Ligeros, Mercado de Exportación a julio de 2014.	13
	Precios de Autos y Vehículos Ligeros por modelo y versión a julio 2014.	14
	Ventas menudeo en Estados Unidos a julio de 2014.	38
	Ventas menudeo en Canadá a julio de 2014.	39



VENTAS MENUDEO DE AUTOS Y CAMIONES LIGEROS

Unidades

MARCA / TIPO	2014												Variación % 14/13		
	ENE	FEB	MAR	ABR	MAY	JUN	JUL	AGO	SEPT	OCT	NOV	DIC	TOTAL	JUL	TOTAL
ACURA	232	176	168	117	179	164	158						1,194	-29.1%	-11.2%
AUTOS	50	47	48	44	33	28	28						278	-62.2%	-51.7%
COMERCIALES	182	129	120	73	146	136	130						916	-12.8%	19.1%
ALFA ROMEO	24	6	4	8	4	0	0						46	-100.0%	-23.3%
AUTOS	24	6	4	8	4	0	0						46	-100.0%	-23.3%
COMERCIALES	0	0	0	0	0	0	0						0	-	-
AUDI	1,024	1,011	1,040	951	1,068	1,111	1,020						7,225	6.9%	9.9%
AUTOS	1,024	1,011	1,040	951	1,068	1,111	1,020						7,225	6.9%	9.9%
COMERCIALES	0	0	0	0	0	0	0						0	-	-
BENTLEY	1	N.D.	N.D.	N.D.	N.D.	N.D.	N.D.						1	-	-75.0%
AUTOS	1	N.D.	N.D.	N.D.	N.D.	N.D.	N.D.						1	-	-75.0%
BMW	845	692	1,148	700	703	870	858						5,816	5.8%	14.4%
AUTOS	845	692	1,148	700	703	870	858						5,816	5.8%	14.4%
COMERCIALES	0	0	0	0	0	0	0						0	-	-
CHRYSLER	5,646	5,157	5,593	5,130	5,427	5,317	5,476						37,746	-4.8%	-16.5%
AUTOS	1,556	1,401	1,503	1,151	1,223	1,466	1,106						9,406	-45.1%	-44.2%
COMERCIALES	4,090	3,756	4,090	3,979	4,204	3,851	4,370						28,340	17.0%	0.0%
FIAT	800	640	659	585	565	484	629						4,362	4.1%	11.4%
AUTOS	610	436	486	451	485	448	604						3,520	23.5%	8.2%
COMERCIALES	190	204	173	134	80	36	25						842	-78.3%	26.8%
FORD	6,440	6,155	6,444	5,793	6,325	5,449	7,047						43,653	-12.3%	-9.2%
AUTOS	3,195	2,647	2,486	2,837	2,954	2,402	3,607						20,128	-5.7%	-14.1%
COMERCIALES	3,245	3,508	3,958	2,956	3,371	3,047	3,440						23,525	-18.2%	-4.7%
GENERAL MOTORS	16,182	14,708	15,853	15,009	17,839	15,032	20,796						115,419	13.5%	2.3%
AUTOS	11,650	10,320	11,742	10,975	13,509	10,429	16,028						84,653	18.8%	-0.6%
COMERCIALES	4,532	4,388	4,111	4,034	4,330	4,603	4,768						30,766	-1.3%	11.5%
HONDA	4,309	3,617	3,749	3,189	4,333	4,647	5,585						29,429	18.1%	-7.2%
AUTOS	1,751	1,639	1,452	1,226	2,036	2,216	2,601						12,921	33.0%	-12.1%
COMERCIALES	2,558	1,978	2,297	1,963	2,297	2,431	2,984						16,508	7.6%	-3.0%
HYUDAI	0	0	0	0	705	1,002	1,303						3,010	-	-
AUTOS	0	0	0	0	454	660	798						1,912	-	-
COMERCIALES	0	0	0	0	251	342	505						1,098	-	-
INFINITI	100	70	61	117	133	122	106						709	60.6%	25.9%
AUTOS	18	11	5	80	66	68	61						309	125.9%	56.9%
COMERCIALES	82	59	56	37	67	54	45						400	15.4%	9.3%
ISUZU	43	60	155	105	78	105	83						629	-18.6%	30.5%
COMERCIALES	43	60	155	105	78	105	83						629	-18.6%	30.5%
JAGUAR	10	14	17	15	16	16	14						102	100.0%	30.8%
AUTOS	10	14	17	15	16	16	14						102	100.0%	30.8%
LAND ROVER	146	143	150	125	131	102	115						912	17.3%	22.6%
COMERCIALES	146	143	150	125	131	102	115						912	17.3%	22.6%
LINCOLN	141	174	212	95	120	125	122						989	-17.0%	1.5%
AUTOS	45	74	120	31	37	40	35						382	-52.7%	-2.6%
COMERCIALES	96	100	92	64	83	85	87						607	19.2%	4.3%
MAZDA	2,864	2,494	2,794	2,643	3,332	3,085	3,614						20,826	25.8%	16.8%
AUTOS	1,690	1,449	1,527	1,558	2,197	2,021	2,517						12,959	65.7%	10.4%
COMERCIALES	1,174	1,045	1,267	1,085	1,135	1,064	1,097						7,867	-18.9%	29.2%
MERCEDES BENZ	613	606	718	614	719	767	685						4,722	3.0%	-6.8%
AUTOS	613	606	718	614	719	767	685						4,722	3.0%	-6.8%
COMERCIALES	0	0	0	0	0	0	0						0	-	-
VANS	0	0	0	0	0	0	0						0	-	-
MINI	367	290	234	334	260	360	315						2,160	-6.8%	-12.6%
AUTOS	367	290	234	334	260	360	315						2,160	-6.8%	-12.6%
COMERCIALES	0	0	0	0	0	0	0						0	-	-
MINI	367	290	234	334	260	360	315						2,160	-6.8%	-12.6%
MITSUBISHI	885	811	940	747	904	714	1,150						6,151	57.3%	29.7%
AUTOS	185	222	259	169	239	119	276						1,469	23.2%	26.3%
COMERCIALES	700	589	681	578	665	595	874						4,682	72.4%	30.9%
NISSAN	21,618	20,553	22,060	19,488	22,000	21,915	23,472						151,106	15.3%	2.6%
AUTOS	14,942	14,166	15,335	13,556	15,318	15,817	17,289						106,423	23.3%	3.9%
COMERCIALES	6,676	6,387	6,725	5,932	6,682	6,098	6,183						44,683	-2.5%	-0.3%
PEUGEOT	526	509	493	408	427	438	485						3,286	-16.7%	-16.1%
AUTOS	260	219	226	211	173	178	224						1,491	-39.9%	-34.4%
COMERCIALES	266	290	267	197	254	260	261						1,795	24.9%	9.3%
PORSCHE	69	53	71	64	70	71	89						487	58.9%	13.5%
AUTOS	69	53	71	64	70	71	89						487	58.9%	13.5%
COMERCIALES	0	0	0	0	0	0	0						0	-	-
RENAULT	1,776	1,883	2,130	1,495	1,712	1,868	1,746						12,610	-1.1%	10.9%
AUTOS	616	637	550	407	626	580	564						3,980	-17.3%	-6.5%
COMERCIALES	1,160	1,246	1,580	1,088	1,086	1,288	1,182						8,630	9.0%	21.3%
SEAT	1,853	1,625	1,839	1,752	1,605	1,642	1,722						12,038	13.9%	-3.2%
AUTOS	1,853	1,625	1,839	1,752	1,605	1,642	1,722						12,038	13.9%	-3.2%
COMERCIALES	0	0	0	0	0	0	0						0	-	-
SMART	96	122	134	95	109	126	110						792	-29.5%	-15.0%
AUTOS	96	122	134	95	109	126	110						792	-29.5%	-15.0%
COMERCIALES	0	0	0	0	0	0	0						0	-	-
SUBARU	104	101	123	118	112	110	119						787	112.5%	442.8%
AUTOS	16	26	11	16	18	24	20						131	81.8%	254.1%
COMERCIALES	88	75	112	102	94	86	99						656	120.0%	507.4%
SUZUKI	1,009	947	954	842	1,077	957	936						6,722	2.7%	9.5%
AUTOS	713	644	648	553	658	607	598						4,421	-23.3%	-8.5%
COMERCIALES	296	303	306	289	419	350	338						2,301	158.0%	76.1%
TOYOTA	4,745	4,556	4,950	4,601	5,348	4,804	5,295						34,299	19.0%	8.0%
AUTOS	2,029	1,948	2,271	2,112	2,575	2,330	2,657						15,922	91.2%	48.2%
COMERCIALES	2,716	2,608	2,679	2,489	2,773	2,474	2,638						18,377	-13.8%	-12.6%
VOLKSWAGEN	12,951	12,665	12,900	11,645	12,882	12,661	13,094						88,798	7.2%	3.7%
AUTOS	11,625	11,439	11,665	10,420	11,546	11,344	11,706						79,745	5.3%	2.5%
COMERCIALES	1,326	1,226	1,235	1,225	1,336	1,317	1,388						9,053	26.1%	15.9%
VOLVO	85	100	89	80	61	63	67						545	-40.7%	-38.1%
AUTOS	52	72	44	35	37	45	42								



Venta menudeo por segmento de enero a julio 2013 y 2014

Segmento	Unidades				Variación	
	2013	Estructura %	2014	Estructura %	Absoluta	Relativa
	CARGA	9,250	43.8%	7,661	43.3%	-1,589
TRACTOCAMIONES	8,663	41.0%	6,838	38.6%	-1,825	-21.1%
PASAJE	3,219	15.2%	3,206	18.1%	-13	-0.4%
TOTAL	21,132	100.0%	17,705	100.0%	-3,427	-16.2%

Fuente: Elaborado por AMDA con información de ANPACT. No incluye autobuses integrales.
Incluye Clase 4, 5 de Ford (F450 y F550).

Venta menudeo por segmento en julio de 2013 y 2014

Segmento	Unidades				Variación	
	2013	Estructura %	2014	Estructura %	Absoluta	Relativa
	CARGA	1,407	41.9%	1,413	47.4%	6
TRACTOCAMIONES	1,391	41.4%	1,084	36.4%	-307	-22.1%
PASAJE	563	16.8%	482	16.2%	-81	-14.4%
TOTAL	3,361	100.0%	2,979	100.0%	-382	-11.4%

Fuente: Elaborado por AMDA con información de ANPACT. No incluye autobuses integrales.
Incluye Clase 4, 5 de Ford (F450 y F550).

Comercialización al público de enero a julio de 2003 a 2014

Segmento	Unidades												Tasa media de crecimiento	
	2003	2004	2005	2006	2007	2008	2009	2010	2011	2012	2013	2014	03-07	07-14
	CARGA	6,245	5,529	6,284	12,846	13,977	15,345	7,360	8,840	8,581	9,433	9,250	7,661	22.3%
TRACTOCAMIONES	3,704	3,720	5,833	7,637	9,095	9,312	2,285	2,877	6,491	7,174	8,663	6,838	25.2%	-4.0%
PASAJE	3,947	4,463	4,657	4,999	4,959	4,697	3,025	1,896	2,776	2,859	3,219	3,206	5.9%	-6.0%
TOTAL	13,896	13,712	16,774	25,482	28,031	29,354	12,670	13,613	17,848	19,466	21,132	17,705	19.18%	-6.4%

TCM: Tasa media de crecimiento del período.



Venta Menudeo por marca de enero a julio de 2013 y 2014

MARCA	Unidades				Variación	
	2013	Estructura %	2014	Estructura %	Absoluta	Relativa
CHRYSLER	165	0.8%	1	0.0%	-164	-99.4%
DAIMLER VEHÍCULOS COMERCIALES	5,912	28.0%	4,689	26.5%	-1223	-20.7%
INTERNATIONAL	4,550	21.5%	4,522	25.5%	-28	-0.6%
KENWORTH	6,488	30.7%	4,639	26.2%	-1849	-28.5%
ISUZU	684	3.2%	867	4.9%	183	26.8%
FORD	981	4.6%	810	4.6%	-171	-17.4%
VOLKSWAGEN	374	1.8%	594	3.4%	220	58.8%
HINO	569	2.7%	632	3.6%	63	11.1%
VOLVO TRUCKS	861	4.1%	570	3.2%	-291	-33.8%
VOLVO BUSES	16	0.1%	21	0.1%	5	31.3%
MACK	96	0.5%	66	0.4%	-30	-31.3%
DINA	371	1.8%	245	1.4%	-126	-34.0%
MAN	42	0.2%	23	0.1%	-19	-45.2%
GENERAL MOTORS	16	0.1%	25	0.1%	9	56.3%
SCANIA	7	0.0%	1	0.0%	-6	-85.7%
TOTAL	21,132	100.0%	17,705	100.0%	-3427	-16.2%

Fuente: Elaborado por AMDA con información de ANPACT. No incluye autobuses integrales.

Incluye Clase 4, 5 de Ford (F450 y F550).

Venta menudeo por marca en julio de 2013 y 2014

Marca	Unidades				Variación	
	2013	Estructura %	2014	Estructura %	Absoluta	Relativa
CHRYSLER	16	0.5%	0	0.0%	-16	-100.0%
DAIMLER VEHÍCULOS COMERCIALES	1,097	32.6%	948	31.8%	-149	-13.6%
INTERNATIONAL	666	19.8%	834	28.0%	168	25.2%
KENWORTH	1,026	30.5%	681	22.9%	-345	-33.6%
ISUZU	120	3.6%	99	3.3%	-21	-17.5%
FORD	68	2.0%	146	4.9%	78	114.7%
HINO	96	2.9%	73	2.5%	-23	-24.0%
VOLKSWAGEN	46	1.4%	79	2.7%	33	71.7%
VOLVO TRUCKS	156	4.6%	71	2.4%	-85	-54.5%
VOLVO BUSES	0	0.0%	4	0.1%	4	-
MACK	14	0.4%	21	0.7%	7	50.0%
DINA	57	1.7%	12	0.4%	-45	-78.9%
MAN	0	0.0%	9	0.3%	9	-
GENERAL MOTORS	-1	0.0%	2	0.1%	3	-300.0%
SCANIA	0	0.0%	0	0.0%	0	-
TOTAL	3,361	100.0%	2,979	100.0%	-382	-11.4%

Fuente: Elaborado por AMDA con información de ANPACT. No incluye autobuses integrales.

Incluye Clase 4, 5 de Ford (F450 y F550).

VENTAS MAYOREO DE AUTOS Y CAMIONES LIGEROS

Unidades



MARCA / TIPO	2014												TOTAL	Var. Rel. 14/13			
	ENE	FEB	MAR	ABR	MAY	JUN	JUL	AGO	SEPT	OCT	NOV	DIC		JUL	TOTAL		
ACURA	188	151	234	108	98	203	160								1,142	-61.8%	-21.6%
AUTOS	32	15	37	46	13	5	29								177	-82.5%	-66.6%
COMERCIALES	156	136	197	62	85	198	131								965	-48.2%	4.1%
ALFA ROMEO	32	2	0	4	0	0	0								38	-100.0%	-34.5%
AUTOS	32	2	0	4	0	0	0								38	-100.0%	-34.5%
COMERCIALES	0	0	0	0	0	0	0								0	-	-
AUDI	1,084	1,069	1,040	982	1,044	1,196	964								7,379	7.1%	7.3%
AUTOS	1,084	1,069	1,040	982	1,044	1,196	964								7,379	7.1%	7.3%
COMERCIALES	0	0	0	0	0	0	0								0	-	-
BENTLEY	0	0	0	0	0	0	0								0	-100.0%	-
AUTOS	0	0	0	0	0	0	0								0	-100.0%	-
BMW	855	611	932	811	807	858	975								5,849	5.2%	4.4%
AUTOS	855	611	932	811	807	858	975								5,849	5.2%	4.4%
COMERCIALES	0	0	0	0	0	0	0								0	-	-
CHRYSLER	4,693	5,759	6,466	5,195	5,652	5,315	4,224								37,304	-15.0%	-11.5%
AUTOS	1,454	2,392	1,293	800	624	1,123	366								8,052	-78.0%	-48.0%
COMERCIALES	3,239	3,367	5,173	4,395	5,028	4,192	3,858								29,252	16.9%	9.7%
FIAT	940	611	662	434	553	757	866								4,823	33.8%	16.5%
AUTOS	698	475	646	412	538	748	854								4,371	72.5%	37.3%
COMERCIALES	242	136	16	22	15	9	12								452	-92.1%	-52.7%
FORD	5,205	5,038	6,630	5,634	5,621	4,919	6,442								39,489	4.9%	-22.3%
AUTOS	2,639	1,920	3,084	2,761	2,890	1,487	3,080								17,861	-6.3%	-28.1%
COMERCIALES	2,566	3,118	3,546	2,873	2,731	3,432	3,362								21,628	17.8%	-16.8%
GENERAL MOTORS	17,235	14,426	16,514	16,000	16,333	13,230	20,857								114,595	7.0%	6.3%
AUTOS	13,208	9,574	12,285	10,979	11,289	9,887	17,221								84,443	17.3%	3.3%
COMERCIALES	4,027	4,852	4,229	5,021	5,044	3,343	3,636								30,152	-24.4%	15.6%
HONDA	4,026	4,375	3,335	3,652	6,070	5,476	5,429								32,363	10.9%	-10.0%
AUTOS	1,128	1,585	1,209	1,237	3,324	2,121	2,984								13,588	13.0%	-24.0%
COMERCIALES	2,898	2,790	2,126	2,415	2,746	3,355	2,445								18,775	8.5%	3.8%
HYUNDAI	0	0	0	0	2,161	1,102	1,416								4,679	-	-
AUTOS	0	0	0	0	1,381	860	866								3,107	-	-
COMERCIALES	0	0	0	0	780	242	550								1,572	-	-
INFINITI	85	64	88	197	186	147	104								871	160.0%	54.2%
AUTOS	20	11	29	162	121	71	54								468	1250.0%	183.6%
COMERCIALES	65	53	59	35	65	76	50								403	38.9%	0.8%
ISUZU	50	63	151	108	93	102	80								647	-25.2%	32.3%
COMERCIALES	50	63	151	108	93	102	80								647	-25.2%	32.3%
JAGUAR	16	15	10	13	18	20	10								102	25.0%	30.8%
AUTOS	16	15	10	13	18	20	10								102	25.0%	30.8%
LAND ROVER	162	109	129	136	131	89	95								851	-31.2%	15.3%
COMERCIALES	162	109	129	136	131	89	95								851	-31.2%	15.3%
LINCOLN	58	24	161	71	48	104	105								571	-47.5%	-56.1%
AUTOS	3	9	113	30	21	36	3								215	-95.3%	-61.5%
COMERCIALES	55	15	48	41	27	68	102								356	-25.0%	-52.0%
MAZDA	2,307	2,658	3,197	2,696	3,690	2,930	3,437								20,915	12.1%	17.5%
AUTOS	1,311	1,557	1,473	1,646	2,544	2,096	2,336								12,963	61.5%	19.0%
COMERCIALES	996	1,101	1,724	1,050	1,146	834	1,101								7,952	-32.0%	15.0%
MAZDA	779	396	642	561	1,348	706	531								4,963	-52.2%	-7.8%
COMERCIALES	0	0	0	0	0	0	0								0	-	-
M. BENZ VANS															0	-	-
VANS	n.d.	n.d.	n.d.	n.d.	n.d.	n.d.	n.d.								0	-	-
MINI	300	171	200	358	322	426	393								2,170	6.5%	-17.6%
AUTOS	300	171	200	358	322	426	393								2,170	6.5%	-17.6%
MITSUBISHI	1,116	802	816	760	989	629	1,512								6,624	144.3%	46.4%
AUTOS	328	144	108	164	263	17	605								1,629	234.3%	57.1%
COMERCIALES	788	658	708	596	726	612	907								4,995	107.1%	43.2%
NISSAN	21,297	21,653	26,576	21,213	24,500	24,314	23,606								163,159	20.2%	3.7%
AUTOS	15,605	16,456	19,699	15,620	18,927	17,941	15,969								120,217	23.0%	7.9%
COMERCIALES	5,692	5,197	6,877	5,593	5,573	6,373	7,637								42,942	14.7%	-6.5%
PEUGEOT	386	356	366	396	415	411	514								2,844	-9.3%	-33.0%
AUTOS	214	100	142	172	144	119	250								1,141	-39.2%	-57.1%
COMERCIALES	172	256	224	224	271	292	264								1,703	69.2%	7.2%
PORSCHE	62	60	66	69	66	86	92								501	35.3%	17.3%
AUTOS	62	60	66	69	66	86	92								501	35.3%	17.3%
COMERCIALES	0	0	0	0	0	0	0								0	-	-
RENAULT	42	1,266	1,706	1,293	1,709	2,599	675								9,290	-24.5%	-16.4%
AUTOS	1	522	927	236	316	503	168								2,673	-54.6%	-31.0%
COMERCIALES	41	744	779	1,057	1,393	2,096	507								6,617	-3.2%	-8.6%
SEAT	1,532	881	2,451	1,871	1,763	1,405	1,741								11,644	15.1%	-2.8%
AUTOS	1,532	881	2,451	1,871	1,763	1,405	1,741								11,644	15.1%	-2.8%
COMERCIALES	0	0	0	0	0	0	0								0	-	-
SMART	151	41	161	81	216	31	68								749	-55.8%	-28.0%
AUTOS	151	41	161	81	216	31	68								749	-55.8%	-28.0%
SUBARU	91	85	131	80	91	145	73								696	65.9%	210.7%
AUTOS	8	16	17	15	28	32	17								133	6.3%	84.7%
COMERCIALES	83	69	114	65	63	113	56								563	100.0%	270.4%
SUZUKI	1,125	848	903	792	1,038	893	865								6,464	0.3%	7.1%
AUTOS	668	577	544	568	635	635	539								4,166	-26.1%	-11.3%
COMERCIALES	457	271	359	224	403	258	326								2,298	145.1%	71.4%
TOYOTA	5,142	4,901	5,222	5,316	5,038	5,194	5,105								35,918	46.9%	11.9%
AUTOS	2,448	2,410	2,343	2,402	2,181	1,719	2,098								15,601	159.7%	76.8%
COMERCIALES	2,694	2,491	2,879	2,914	2,857	3,475	3,007								20,317	12.7%	-12.7%
VOLKSWAGEN	12,465	11,682	13,126	13,015	14,017	12,539	12,627								89,471	11.3%	5.0%
AUTOS	11,168	10,465	11,803	11,816	12,490	11,351	11,225								80,318	4.3%	3.4%
COMERCIALES	1,297	1,217	1,323	1,199	1,527	1,188	1,402								9,153	138.8%	21.1%
VOLVO	85	112	73	76	60	68	66								540	-50.7%	-39.3%
AUTOS	57	67	44	30	33	49	39								319	-43.5%	-46.5%
COMERCIALES	28	45	29	46	27	19	27								221	-58.5%	-24.8%
TOTAL AUTOS	55,801	51,541	61,298	53,846	63,346	55,528	63,477								404,837	13.7%	1.2%
TOTAL LIGEROS	25,708	26,688	30,690	28,076	30,731	30,366	29,555								201,814	9.8%	1.5%
TOTAL	81,509	78,229	91,988	81,922	94,077												



Venta mayoreo por segmento enero a julio de 2013 y 2014

Segmento	Unidades				Variación	
	2013	Estructura %	2014	Estructura %	Absoluta	Relativa
	CARGA	8,447	40.5%	8,262	44.5%	-185
TRACTOCAMIONES	9,366	44.9%	6,711	36.2%	-2,655	-28.3%
PASAJE	3,031	14.5%	3,573	19.3%	542	17.9%
TOTAL	20,844	100.0%	18,546	100.0%	-2,298	-11.0%

Fuente: Elaborado por AMDA con información de ANPACT. No incluye autobuses integrales.
Incluye Clase 4, 5 de Ford (F450 y F550).

Venta mayoreo por segmento en julio de 2013 y 2014

Segmento	Unidades				Variación	
	2013	Estructura %	2014	Estructura %	Absoluta	Relativa
	CARGA	1,380	41.3%	1,427	44.4%	47
TRACTOCAMIONES	1,459	43.7%	1,173	36.5%	-286	-19.6%
PASAJE	501	15.0%	612	19.1%	111	22.2%
TOTAL	3,340	100.0%	3,212	100.0%	-128	-3.8%

Fuente: Elaborado por AMDA con información de ANPACT. No incluye autobuses integrales.
Incluye Clase 4, 5 de Ford (F450 y F550) y Clase 4, 6, 7 y 8 de GM (Kodiak).

Ventas mayoreo de enero a julio 2004 a 2014

Segmento	Unidades											TMC 04-14	TMC 07-14
	2004	2005	2006	2007	2008	2009	2010	2011	2012	2013	2014		
CARGA	5,573	6,217	12,468	14,277	16,086	6,105	9,393	8,518	9,561	8,447	8,262	4.0%	-7.5%
TRACTOCAMIONES	3,526	5,989	8,020	9,695	9,875	1,099	3,027	6,520	7,779	9,366	6,711	11.5%	-5.1%
PASAJE	4,474	5,300	4,733	4,673	5,606	3,007	2,417	2,806	3,169	3,031	3,573	-4.2%	-3.8%
TOTAL	13,573	17,506	25,221	28,645	31,567	10,211	14,837	17,844	20,509	20,844	18,546	4.9%	-6.0%

TMC: Tasa media de crecimiento del período.

Venta mayoreo por marca de enero a julio de 2013 y 2014



MARCA	Unidades				Variación	
	2013	Estructura %	2014	Estructura %	Absoluta	Relativa
CHRYSLER	58	0.3%	0	0.0%	-58	-100.0%
INTERNATIONAL	4,814	23.1%	4,673	25.2%	-141	-2.9%
KENWORTH	7,075	33.9%	4,658	25.1%	-2417	-34.2%
DAIMLER VEHÍCULOS COMERCIALES	5,063	24.3%	5,273	28.4%	210	4.1%
FORD	739	3.5%	841	4.5%	102	13.8%
ISUZU	698	3.3%	851	4.6%	153	21.9%
VOLKSWAGEN	424	2.0%	584	3.1%	160	37.7%
HINO	572	2.7%	638	3.4%	66	11.5%
VOLVO TRUCKS	861	4.1%	570	3.1%	-291	-33.8%
VOLVO BUSES	16	0.1%	21	0.1%	5	31.3%
DINA	371	1.8%	324	1.7%	-47	-12.7%
MAN	39	0.2%	23	0.1%	-16	-41.0%
MACK	96	0.5%	66	0.4%	-30	-31.3%
SCANIA	7	0.0%	1	0.0%	-6	-85.7%
GENERAL MOTORS	11	0.1%	23	0.1%	12	109.1%
TOTAL	20,844	100.0%	18,546	100.0%	-2298	-11.0%

Fuente: Elaborado por AMDA con información de ANPACT. No incluye autobuses integrales.

Incluye Clase 4, 5 de Ford (F450 y F550).

Venta mayoreo por marca en julio de 2013 y 2014

Marca	Unidades				Variación	
	2013	Estructura %	2014	Estructura %	Absoluta	Relativa
CHRYSLER	0	0.0%	0	0.0%	-	-
INTERNATIONAL	609	18.2%	979	30.5%	370	60.8%
KENWORTH	1,101	33.0%	827	25.7%	-274	-24.9%
DAIMLER VEHÍCULOS COMERCIALES	1,080	32.3%	827	25.7%	-253	-23.4%
FORD	94	2.8%	136	4.2%	42	44.7%
ISUZU	110	3.3%	91	2.8%	-19	-17.3%
VOLKSWAGEN	21	0.6%	76	2.4%	55	261.9%
HINO	98	2.9%	90	2.8%	-8	-8.2%
VOLVO TRUCKS	156	4.7%	71	2.2%	-85	-54.5%
VOLVO BUSES	0	0.0%	4	0.1%	4	-
MACK	14	0.4%	21	0.7%	7	50.0%
DINA	57	1.7%	80	2.5%	23	40.4%
MAN	0	0.0%	9	0.3%	9	-
SCANIA	0	0.0%	0	0.0%	0	-
GENERAL MOTORS	0	0.0%	1	0.0%	1	-
TOTAL	3,340	100.0%	3,212	100.0%	-128	-3.8%

Fuente: Elaborado por AMDA con información de ANPACT. No incluye autobuses integrales.

Incluye Clase 4, 5 de Ford (F450 y F550).



VENTAS POR AUTOFINANCIAMIENTO AL MES DE JULIO DE 2014

Unidades

2014	ENE	FEB	MAR	ABR	MAY	JUN	JUL	AGO	SEPT	OCT	NOV	DIC	ACUMULADO	PART. %	ADJUDICACIONES / VENTAS	PART. VENTA MENUDEO %	VAR. RELATIVA ACUMULADA 14/13
CONTRATOS VENDIDOS																	
CONAUTO DE FORD	764	353	292	523	563	473	690						3,658	13.8%			-13.7%
SUAUTO DE GENERAL MOTORS	807	735	1,103	1,513	844	888	967						6,857	25.8%			35.3%
AUTOFINANCIAMIENTO HONDA	88	65	95	86	96	110	109						649	2.4%			13.1%
SICREA DE NISSAN	940	1,040	1,077	758	1,250	1,654	1,814						8,533	32.1%			-14.7%
AFASA DE VOLKSWAGEN	1,073	934	850	789	983	860	1,391						6,880	25.9%			1.3%
TOTAL	3,672	3,127	3,417	3,669	3,736	3,985	4,971	0	0	0	0	0	26,577	100.0%			-0.4%

ADJUDICACIONES																	
CONAUTO DE FORD	640	458	425	325	299	300	317						2,764	15.6%	75.6%	6.3%	12.2%
SUAUTO DE GENERAL MOTORS	758	583	477	491	585	538	530						3,962	22.3%	57.8%	3.4%	13.9%
AUTOFINANCIAMIENTO HONDA	57	77	87	69	74	75	65						504	2.8%	77.7%	1.7%	7.2%
SICREA DE NISSAN	1,674	1,007	992	841	588	787	911						6,800	38.3%	79.7%	4.5%	0.7%
AFASA DE VOLKSWAGEN	638	614	514	497	443	489	521						3,716	20.9%	54.0%	4.2%	-19.2%
TOTAL	3,767	2,739	2,495	2,223	1,989	2,189	2,344	0	0	0	0	0	17,746	100.0%	66.8%	4.1%	-0.1%

N.A.: NO APLICA

FUENTE: Empresas de Autofinanciamiento de Marca Automotriz y AMIA.



VENTA DE EXPORTACIÓN DE AUTOS Y CAMIONES LIGEROS

Unidades

MARCA / TIPO	2014												Variación % 14/13		
	ENE	FEB	MAR	ABR	MAY	JUN	JUL	AGO	SEPT	OCT	NOV	DIC	TOTAL	JUL	TOTAL
CHRYSLER	27,228	33,622	36,967	40,561	34,384	36,143	39,864						248,769	26.2%	25.7%
AUTOS	2,298	1,578	0	0	0	0	0						3,876	-	-
COMERCIALES	24,930	32,044	36,967	40,561	34,384	36,143	39,864						244,893	26.2%	23.7%
FIAT	0	0	2,543	3,453	3,313	3,996	4,209						17,514	9.8%	-45.9%
AUTOS	0	0	2,543	3,453	3,313	3,996	4,209						17,514	9.8%	-45.9%
FORD	30,242	35,892	44,380	28,056	44,981	39,497	33,228						256,276	-7.4%	-2.2%
AUTOS	30,242	35,515	43,668	27,054	44,027	38,708	31,980						251,194	-7.8%	-2.3%
COMERCIALES	0	377	712	1,002	954	789	1,248						5,082	5.1%	2.8%
GENERAL MOTORS	46,433	45,071	52,852	48,472	50,338	44,638	45,029						332,833	-4.8%	20.0%
AUTOS	964	1,299	1,195	650	783	262	1,226						6,379	-49.4%	-54.1%
COMERCIALES	45,469	43,772	51,657	47,822	49,555	44,376	43,803						326,454	-2.4%	23.9%
HONDA	1,846	2,015	4,542	5,744	5,954	6,012	8,647						34,760	111.5%	76.0%
AUTOS	0	0	2,620	922	2,472	3,095	5,466						14,575	-	-
COMERCIALES	1,846	2,015	1,922	4,822	3,482	2,917	3,181						20,185	-22.2%	2.2%
MAZDA	0	885	3,515	4,725	5,670	4,140	8,402						27,337	-	-
AUTOS	0	885	3,515	4,725	5,670	4,140	8,402						27,337	-	-
COMERCIALES	0	0	0	0	0	0	0						0	-	-
NISSAN	41,431	44,393	48,014	32,222	46,530	48,856	49,296						310,742	60.5%	22.6%
AUTOS	36,673	38,111	41,989	29,342	40,768	43,406	44,358						274,647	63.3%	24.5%
COMERCIALES	4,758	6,282	6,025	2,880	5,762	5,450	4,938						36,095	39.1%	9.4%
RENAULT	0	0	0	0	0	0	0						0	-	-
AUTOS	0	0	0	0	0	0	0						0	-	-
TOYOTA	6,183	5,657	6,066	4,064	6,193	6,241	6,774						41,178	40.8%	12.9%
COMERCIALES	6,183	5,657	6,066	4,064	6,193	6,241	6,774						41,178	40.8%	13%
VOLKSWAGEN	24,565	29,969	32,093	35,031	37,266	40,887	36,485						236,296	5.1%	-13.9%
AUTOS	24,565	29,969	32,093	35,031	37,266	40,887	36,485						236,296	5.1%	-13.9%
TOTAL AUTOS	94,742	107,357	127,623	101,177	134,299	134,494	132,126						831,818	28.5%	4.2%
TOTAL LIGEROS	83,186	90,147	103,349	101,151	100,330	95,916	99,808						673,887	10.8%	21.3%
TOTAL	177,928	197,504	230,972	202,328	234,629	230,410	231,934						1,505,705	20.2%	11.2%

FUENTE: Elaborado por AMDA con información de AMIA



PRODUCCIÓN NACIONAL TOTAL DE AUTOS Y CAMIONES LIGEROS

Unidades

MARCA	2014													Var. Rel. 14/13	
	ENE	FEB	MAR	ABR	MAY	JUN	JUL	AGO	SEPT	OCT	NOV	DIC	TOTAL	JUL	TOTAL
CHRYSLER	36,466	36,142	37,697	37,226	37,471	37,574	41,780						264,356	31.6%	24.1%
AUTOS	0	0	0	0	0	0	0						0	-	-
COMERCIALES	36,466	36,142	37,697	37,226	37,471	37,574	41,780						264,356	31.6%	24.1%
FIAT	3,712	2,328	3,415	3,718	3,512	4,001	5,841						26,527	26.3%	-25.5%
AUTOS	3,712	2,328	3,415	3,718	3,512	4,001	5,841						26,527	26.3%	-25.5%
FORD	30,715	38,446	44,811	28,923	46,769	42,107	33,554						265,325	-22.3%	-15.0%
AUTOS	30,574	38,067	44,023	27,976	45,705	41,038	32,460						259,843	-23.1%	-15.4%
COMERCIALES	141	379	788	947	1,064	1,069	1,094						5,482	18.4%	15.2%
GENERAL MOTORS	60,963	57,541	60,774	58,723	59,841	55,870	57,177						410,889	-6.4%	13.1%
AUTOS	9,861	8,982	8,381	7,642	7,050	7,363	7,741						57,020	-33.3%	-25.9%
COMERCIALES	51,102	48,559	52,393	51,081	52,791	48,507	49,436						353,869	-0.1%	23.6%
HONDA	5,667	5,250	8,628	8,181	9,205	11,293	11,485						59,709	87.4%	63.0%
AUTOS	0	0	3,128	3,189	4,255	6,116	5,745						22,433	-	-
COMERCIALES	5,667	5,250	5,500	4,992	4,950	5,177	5,740						37,276	-6.3%	1.8%
MAZDA	413	2,861	6,733	4,618	4,075	6,766	11,922						37,388	-	-
AUTOS	413	2,861	6,733	4,618	4,075	6,766	11,922						37,388	-	-
COMERCIALES	0	0	0	0	0	0	0						-	-	-
NISSAN	68,144	64,875	70,590	60,929	74,159	73,615	57,787						470,099	19.2%	18.0%
AUTOS	57,826	55,278	60,845	51,957	63,974	63,323	49,283						402,486	20.3%	21.9%
COMERCIALES	10,318	9,597	9,745	8,972	10,185	10,292	8,504						67,613	12.8%	-0.8%
Renault	0	0	0	0	0	0	0						-	-	-
AUTOS	0	0	0	0	0	0	0						-	-	-
COMERCIALES	0	0	0	0	0	0	0						0	-	-
TOYOTA	6,183	5,657	6,066	4,064	6,193	6,241	6,774						41,178	40.8%	12.9%
AUTOS	0	0	0	0	0	0	0						0	-	-
COMERCIALES	6,183	5,657	6,066	4,064	6,193	6,241	6,774						41,178	40.8%	12.9%
VOLKSWAGEN	37,137	34,917	38,600	41,649	46,263	49,877	33,314						281,757	-15.1%	-15.1%
AUTOS	37,137	34,917	38,600	41,649	46,263	49,877	33,314						281,757	-15.1%	-15.1%
TOTAL AUTOS	139,523	142,433	165,125	140,749	174,834	178,484	146,306						1,087,454	5.5%	0.5%
TOTAL LIGEROS	109,877	105,584	112,189	107,282	112,654	108,860	113,328						769,774	12.6%	19.3%
TOTAL	249,400	248,017	277,314	248,031	287,488	287,344	259,634						1,857,228	8.5%	7.5%

FUENTE: Elaborado por AMDA con información de AMIA



PRODUCCIÓN DE AUTOS Y CAMIONES LIGEROS MERCADO INTERNO

Unidades

MARCA Y TIPO	2014													Variación % 14/13	
	ENE	FEB	MAR	ABR	MAY	JUN	JUL	AGO	SEPT	OCT	NOV	DIC	TOTAL	JUL	TOTAL
CHRYSLER	1,567	1,835	1,682	1,795	2,030	2,219	2,916						14,044	66.6%	29.7%
AUTOS	0	0	0	0	0	0	0						0	-	-
COMERCIALES	1,567	1,835	1,682	1,795	2,030	2,219	2,916						14,044	66.6%	29.7%
FIAT	733	313	463	296	239	225	451						2,720	67.0%	65.3%
AUTOS	733	313	463	296	239	225	451						2,720	67.0%	65.3%
FORD	198	801	1,712	1,050	1,619	1,097	1,557						8,034	22.5%	-25.7%
AUTOS	198	801	1,712	1,050	1,619	1,097	1,557						8,034	22.5%	-25.7%
COMERCIALES	0	0	0	0	0	0	0						0	-	-
G. MOTORS	12,095	11,585	10,244	10,095	10,002	8,826	10,489						73,336	16.8%	-8.9%
AUTOS	8,656	7,871	7,164	6,983	6,521	6,287	7,067						50,549	-12.4%	-17.8%
COMERCIALES	3,439	3,714	3,080	3,112	3,481	2,539	3,422						22,787	272.4%	19.6%
HONDA	2,193	2,339	1,735	2,166	2,166	4,364	3,056						18,019	106.1%	25.6%
AUTOS	0	0	0	0	0	1,887	996						2,883	-	-
COMERCIALES	2,193	2,339	1,735	2,166	2,166	2,477	2,060						15,136	38.9%	5.5%
MAZDA	0	-	30	966	791	1,238	1,785						4,810	-	-
AUTOS	0	-	30	966	791	1,238	1,785						4,810	-	-
COMERCIALES	0	-	0	-	0	0	0						0	-	-
NISSAN	20,040	20,081	22,213	23,898	23,544	22,841	17,713						150,330	4.0%	4.7%
AUTOS	15,897	15,968	17,974	18,329	19,486	18,194	14,200						120,048	13.0%	10.6%
COMERCIALES	4,143	4,113	4,239	5,569	4,058	4,647	3,513						30,282	-21.4%	-13.7%
RENAULT	0	0	0	0	0	0	0						0	-	-
AUTOS	0	0	0	0	0	0	0						0	-	-
COMERCIALES	0	0	0	0	0	0	0						0	-	-
VOLKSWAGEN	5,796	5,488	6,340	5,170	6,939	8,157	4,964						42,854	-29.4%	-27.9%
AUTOS	5,796	5,488	6,340	5,170	6,939	8,157	4,964						42,854	-29.4%	-27.9%
TOTAL AUTOS	31,280	30,441	33,653	32,794	35,595	37,085	31,020						231,868	6.2%	-4.1%
TOTAL LIGEROS	11,342	12,001	10,736	12,642	11,735	11,882	11,911						82,249	38.1%	3.7%
TOTAL	42,622	42,442	44,389	45,436	47,330	48,967	42,931						314,117	13.5%	-2.2%

FUENTE: Elaborado por AMDA con información de AMIA.



PRODUCCIÓN DE AUTOS Y CAMIONES LIGEROS MERCADO DE EXPORTACIÓN

Unidades

MARCA Y TIPO	2014													Variación % 14/13	
	ENE	FEB	MAR	ABR	MAY	JUN	JUL	AGO	SEPT	OCT	NOV	DIC	TOTAL	JUL	TOTAL
CHRYSLER	34,899	34,307	36,015	35,431	35,441	35,355	38,864						250,312	29.6%	23.8%
AUTOS	0	0	0	0	0	0	0						0	-	-
COMERCIALES	34,899	34,307	36,015	35,431	35,441	35,355	38,864						250,312	29.6%	23.8%
FIAT	2,979	2,015	2,952	3,422	3,273	3,776	5,390						23,807	23.8%	-29.9%
AUTOS	2,979	2,015	2,952	3,422	3,273	3,776	5,390						23,807	23.8%	-29.9%
FORD	30,517	37,645	43,099	27,873	45,150	41,010	31,997						257,291	-23.6%	-14.6%
AUTOS	30,376	37,266	42,311	26,926	44,086	39,941	30,903						251,809	-24.6%	-15.1%
COMERCIALES	141	379	788	947	1,064	1,069	1,094						5,482	18.4%	15.2%
GENERAL MOTORS	48,868	45,956	50,530	48,628	49,839	47,044	46,688						337,553	-10.4%	19.4%
AUTOS	1,205	1,111	1,217	659	529	1,076	674						6,471	-81.0%	-58.3%
COMERCIALES	47,663	44,845	49,313	47,969	49,310	45,968	46,014						331,082	-5.3%	23.9%
HONDA	3,474	2,911	6,893	6,015	7,039	6,929	8,429						41,690	81.5%	87.0%
AUTOS	0	0	3,128	3,189	4,255	4,229	4,749						19,550	-	-
COMERCIALES	3,474	2,911	3,765	2,826	2,784	2,700	3,680						22,140	-20.8%	-0.7%
MAZDA	413	2,861	6,703	3,652	3,284	5,528	10,137						32,578	-	-
AUTOS	413	2,861	6,703	3,652	3,284	5,528	10,137						32,578	-	-
COMERCIALES	0	0	0	0	0	0	0						-	-	-
NISSAN	48,104	44,794	48,377	37,031	50,615	50,774	40,074						319,769	27.4%	25.5%
AUTOS	41,929	39,310	42,871	33,628	44,488	45,129	35,083						282,438	23.6%	27.4%
COMERCIALES	6,175	5,484	5,506	3,403	6,127	5,645	4,991						37,331	62.6%	12.8%
RENAULT	0	0	0	0	0	0	0						-	-	-
AUTOS	0	0	0	0	0	0	0						-	-	-
COMERCIALES	0	0	0	0	0	0	0						0	-	-
TOYOTA	6,183	5,657	6,066	4,064	6,193	6,241	6,774						41,178	40.8%	12.9%
COMERCIALES	6,183	5,657	6,066	4,064	6,193	6,241	6,774						41,178	40.8%	12.9%
VOLKSWAGEN	31,341	29,429	32,260	36,479	39,324	41,720	28,350						238,903	-12.0%	-12.4%
AUTOS	31,341	29,429	32,260	36,479	39,324	41,720	28,350						238,903	-12.0%	-12.4%
TOTAL AUTOS	108,243	111,992	131,442	107,955	139,239	141,399	115,286						855,556	5.3%	1.8%
TOTAL LIGEROS	98,535	93,583	101,453	94,640	100,919	96,978	101,417						687,525	10.2%	21.5%
TOTAL	206,778	205,575	232,895	202,595	240,158	238,377	216,703						1,543,081	7.6%	9.7%

FUENTE: Elaborado por AMDA con información de AMIA.

N.A.: No Aplica N.D.: No Disponible



Lista de precios de vehículos ligeros

1a. Qna. de julio de 2014.							
Marca	Modelo	Version	Tipo	Puertas	Año	Precio lista	Moneda
ABARTH	500	1.4 MT	hatchback	3	2014	375,900	MXP
ACURA	ILX	2.0 LUXURY AT	sedan	4	2014	359,900	MXP
ACURA	ILX	2.0 PREMIUM AT	sedan	4	2014	399,900	MXP
ACURA	ILX	2.0 TECH AT	sedan	4	2014	439,900	MXP
ACURA	MDX	3.5 6AT 4WD	sprt utl veh	5	2014	789,900	MXP
ACURA	RDX	3.5 5AT	sprt utl veh	5	2015	579,900	MXP
ACURA	RLX	3.5 AUTO	sedan	4	2014	888,000	MXP
ACURA	TL	3.5 AT	sedan	4	2013	499,900	MXP
ACURA	TL	3.7 AT	sedan	4	2013	618,900	MXP
ACURA	TSX	2.4 5AT	sedan	4	2013	437,900	MXP
ACURA	TSX	3.5 5AT	sedan	4	2013	477,900	MXP
ALFA ROMEO	GIULIETTA	1.8 TURBO MT	hatchback	5	2014	499,900	MXP
ALFA ROMEO	MITO	1.4 TURBO MULTIAIR GAMUZA MT	hatchback	3	2013	389,900	MXP
ALFA ROMEO	MITO	1.4 TURBO MULTIAIR MT	hatchback	3	2013	399,900	MXP
AUDI	A1	1.4 TFSI COOL MT	hatchback	5	2014	294,350	MXP
AUDI	A1	1.4 TFSI COOL MT	hatchback	3	2014	277,000	MXP
AUDI	A1	1.4 TFSI COOL S TRONIC	hatchback	5	2014	314,350	MXP
AUDI	A1	1.4 TFSI COOL S TRONIC	hatchback	3	2014	297,000	MXP
AUDI	A1	1.4 TFSI EGO MT	hatchback	5	2014	352,250	MXP
AUDI	A1	1.4 TFSI EGO MT	hatchback	3	2014	334,900	MXP
AUDI	A1	1.4 TFSI EGO S TRONIC	hatchback	5	2014	372,250	MXP
AUDI	A1	1.4 TFSI EGO S TRONIC	hatchback	3	2014	354,900	MXP
AUDI	A1	1.4 TFSI ENVY CON PIEL S TRONIC	hatchback	3	2014	404,900	MXP
AUDI	A1	1.4 TFSI ENVY CON PIEL S TRONIC	hatchback	5	2014	422,250	MXP
AUDI	A1	1.4 TFSI S LINE PLUS S TRONIC	hatchback	3	2013	433,900	MXP
AUDI	A1	1.4 TFSI S LINE PLUS S TRONIC	hatchback	5	2013	450,900	MXP
AUDI	A1	1.4 TFSI S LINE PLUS VERS LANZA S TRONIC	hatchback	5	2013	437,100	MXP
AUDI	A1	1.4 TFSI S LINE S TRONIC	hatchback	3	2014	409,900	MXP
AUDI	A1	1.4 TFSI S LINE S TRONIC	hatchback	5	2014	427,250	MXP
AUDI	A1	1.4 TFSI UNION SQUARE S TRONIC	hatchback	3	2013	354,550	MXP
AUDI	A3	1.4 TFSI AMBIENTE MT	hatchback	3	2014	342,500	MXP
AUDI	A3	1.4 TFSI AMBIENTE S TRONIC	hatchback	3	2014	362,500	MXP
AUDI	A3	1.8 TFSI AMBIENTE S TRONIC	hatchback	3	2014	395,500	MXP
AUDI	A3	1.8 TFSI ATTRACTION S TRONIC	hatchback	3	2014	427,000	MXP
AUDI	A3	1.8 TFSI CABRIO S TRONIC	conv	2	2013	519,500	MXP
AUDI	A3	1.8 TFSI S LINE S TRONIC	hatchback	3	2014	452,000	MXP
AUDI	A3	2.0 TFSI CABRIO S TRONIC	conv	2	2013	580,550	MXP
AUDI	A4	1.8 TFSI SPORT MULTITRONIC	sedan	4	2014	511,000	MXP
AUDI	A4	1.8 TFSI TRENDY MULTITRONIC	sedan	4	2014	470,000	MXP
AUDI	A4	1.8TFSI VERS LANZAMIENTO DOS MULTITRONIC	sedan	4	2013	502,600	MXP
AUDI	A4	1.8TFSI VERS LANZAMIENTO UNO MULTITRONIC	sedan	4	2013	480,100	MXP
AUDI	A4	2.0 TFSI LUXURY MULTITRONIC	sedan	4	2014	585,000	MXP
AUDI	A4	2.0 TFSI SPORT S TRONIC QUATTRO	sedan	4	2014	615,000	MXP
AUDI	A4	2.0 TFSI TRENDY PLUS MULTITRONIC	sedan	4	2014	523,500	MXP
AUDI	A4	3.0 ELITE S TRONIC QUATTRO	sedan	4	2014	789,950	MXP
AUDI	A4	3.0 SPORT S TRONIC QUATTRO	sedan	4	2014	798,950	MXP
AUDI	A5	1.8 TFSI MULTITRONIC	conv	2	2014	699,000	MXP
AUDI	A5	1.8 TFSI SPORTBACK LUXURY MULTITRONIC	hatchback	5	2014	593,650	MXP
AUDI	A5	2.0 TFSI LUXURY MULTITRONIC	coupe	2	2014	709,000	MXP
AUDI	A5	2.0 TFSI MULTITRONIC	conv	2	2014	799,000	MXP
AUDI	A5	2.0 TFSI S LINE S TRONIC QUATTRO	coupe	2	2014	769,000	MXP
AUDI	A5	2.0 TFSI SPORTBACK LUXURY MULTITRONIC	hatchback	5	2014	692,000	MXP
AUDI	A5	2.0 TFSI SPORTBACK SLINE STRONIC QUATTRO	hatchback	5	2014	752,000	MXP
AUDI	A5	3.0 FSI SPORTBACK ELITE S TRONIC QUATTRO	hatchback	5	2014	839,800	MXP
AUDI	A5	3.0 TFSI ELITE S TRONIC QUATTRO	coupe	2	2014	856,800	MXP
AUDI	A5	3.0 TFSI S LINE S TRONIC QUATTRO	coupe	2	2014	887,500	MXP



Lista de precios de vehículos ligeros

1a. Qna. de julio de 2014.							
Marca	Modelo	Version	Tipo	Puertas	Año	Precio lista	Moneda
AUDI	A5	3.0TFSI SPORTBACK SLINE S TRONIC QUATTRO	hatchback	5	2014	870,500	MXP
AUDI	A6	2.0 TFSI LUXURY MULTITRONIC	sedan	4	2014	675,000	MXP
AUDI	A6	2.0 TFSI S LINE MULTITRONIC	sedan	4	2013	710,000	MXP
AUDI	A6	2.0 TFSI S LINE NAVI MULTITRONIC	sedan	4	2014	736,500	MXP
AUDI	A6	2.8 FSI ELITE MULTITRONIC	sedan	4	2013	805,000	MXP
AUDI	A6	2.8 FSI LUXURY MULTITRONIC	sedan	4	2013	715,000	MXP
AUDI	A6	3.0 TDI ELITE S TRONIC QUATTRO	sedan	4	2014	870,570	MXP
AUDI	A6	3.0 TFSI ELITE S TRONIC QUATTRO	sedan	4	2014	945,400	MXP
AUDI	A6	3.0 TFSI LUXURY S TRONIC QUATTRO	sedan	4	2013	892,050	MXP
AUDI	A6	3.0 TFSI S LINE S TRONIC QUATTRO	sedan	4	2014	990,950	MXP
AUDI	A7	3.0TFSI SPORTBACK ELITE S TRONIC QUATTRO	hatchback	5	2014	1,029,850	MXP
AUDI	A7	3.0TFSI SPORTBACK LUXUR S TRONIC QUATTRO	hatchback	5	2014	958,650	MXP
AUDI	A7	3.0TFSI SPORTBACK SLINE S TRONIC QUATTRO	hatchback	5	2014	1,040,100	MXP
AUDI	A8	3.0 TFSI ELITE TIPTRONIC QUATTRO	sedan	4	2015	1,329,600	MXP
AUDI	A8	3.0 TFSI PREMIUM TIPTRONIC QUATTRO	sedan	4	2015	1,459,600	MXP
AUDI	A8	4.0 FSI ELITE TIPTRONIC QUATTRO	sedan	4	2014	1,548,500	MXP
AUDI	A8	4.0 FSI PREMIUM LWB TIPTRONIC QUATTRO	sedan	4	2014	1,722,500	MXP
AUDI	A8	6.3 FSI LWB W12 TIPTRONIC QUATTRO	sedan	4	2014	2,061,200	MXP
AUDI	Q3	2.0 ELITE S TRONIC	sprt utl veh	5	2014	599,900	MXP
AUDI	Q3	2.0 LUXURY 170 HP S TRONIC	sprt utl veh	5	2014	509,900	MXP
AUDI	Q3	2.0 LUXURY 211 HP S TRONIC	sprt utl veh	5	2014	529,900	MXP
AUDI	Q3	2.0 S LINE PLUS S TRONIC	sprt utl veh	5	2014	639,900	MXP
AUDI	Q3	2.0 S LINE S TRONIC	sprt utl veh	5	2014	549,900	MXP
AUDI	Q3	2.0 TDI LUXURY S TRONIC	sprt utl veh	5	2014	533,900	MXP
AUDI	Q3	2.0 TDI TRENDY S TRONIC	sprt utl veh	5	2013	488,200	MXP
AUDI	Q3	2.0 TRENDY S TRONIC	sprt utl veh	5	2014	469,900	MXP
AUDI	Q5	2.0 TFSI ELITE TIPTRONIC QUATTRO	sprt utl veh	5	2014	699,800	MXP
AUDI	Q5	2.0 TFSI LUXURY TIPTRONIC QUATTRO	sprt utl veh	5	2014	632,300	MXP
AUDI	Q5	2.0 TFSI TRENDY TIPTRONIC QUATTRO	sprt utl veh	5	2014	596,900	MXP
AUDI	Q5	3.0 TDI ELITE S TRONIC QUATTRO	sprt utl veh	5	2014	794,200	MXP
AUDI	Q5	3.0 TDI LUXURY S TRONIC QUATTRO	sprt utl veh	5	2013	714,700	MXP
AUDI	Q5	3.0 TFSI ELITE TIPTRONIC QUATTRO	sprt utl veh	5	2014	777,000	MXP
AUDI	Q5	3.0 TFSI LUXURY TIPTRONIC QUATTRO	sprt utl veh	5	2013	699,800	MXP
AUDI	Q7	3.0 TDI ELITE TIPTRONIC QUATTRO	sprt utl veh	5	2014	995,900	MXP
AUDI	Q7	3.0 TDI LUXURY TIPTRONIC QUATTRO	sprt utl veh	5	2013	893,400	MXP
AUDI	Q7	3.0 TFSI ELITE TIPTRONIC QUATTRO	sprt utl veh	5	2014	974,200	MXP
AUDI	Q7	3.0 TFSI LUXURY TIPTRONIC QUATTRO	sprt utl veh	5	2014	886,800	MXP
AUDI	Q7	3.0 TFSI S LINE TIPTRONIC QUATTRO	sprt utl veh	5	2014	1,032,000	MXP
AUDI	Q7	4.1 TDI ELITE TIPTRONIC QUATTRO	sprt utl veh	5	2014	1,133,200	MXP
AUDI	Q7	4.1 TDI S LINE TIPTRONIC QUATTRO	sprt utl veh	5	2014	1,162,500	MXP
AUDI	R8	4.2 FSI MT6 QUATTRO	coupe	2	2014	1,908,000	MXP
AUDI	R8	4.2 FSI S TRONIC QUATTRO	coupe	2	2014	1,985,900	MXP
AUDI	R8	5.2 FSI MT6 QUATTRO	coupe	2	2014	2,348,100	MXP
AUDI	R8	5.2 FSI PLUS MT6 QUATTRO	coupe	2	2014	2,690,000	MXP
AUDI	R8	5.2 FSI PLUS S TRONIC QUATTRO	coupe	2	2014	2,690,000	MXP
AUDI	R8	5.2 FSI S TRONIC QUATTRO	coupe	2	2014	2,348,100	MXP
AUDI	R8	5.2 FSI SPYDER S TRONIC QUATTRO	conv	2	2014	2,572,600	MXP
AUDI	RS5	4.2 S TRONIC QUATTRO	coupe	2	2014	1,386,300	MXP
AUDI	S4	3.0 TFSI S TRONIC QUATTRO	sedan	4	2014	931,000	MXP
AUDI	S5	3.0 TFSI S TRONIC QUATTRO	coupe	2	2014	1,069,700	MXP
AUDI	S5	3.0 TFSI S TRONIC QUATTRO SPORTBACK	hatchback	5	2014	1,052,700	MXP
AUDI	S6	4.0 TFSI S TRONIC QUATTRO	sedan	4	2014	1,231,550	MXP
AUDI	S7	4.0 TFSI S TRONIC QUATTRO	hatchback	5	2014	1,379,250	MXP
AUDI	S8	4.0 TFSI TIPTRONIC QUATTRO	sedan	4	2014	1,936,500	MXP
AUDI	TT	1.8 TFSI COUPE S TRONIC	coupe	3	2014	630,000	MXP
AUDI	TT	2.0 ROADSTER S TRONIC	conv	2	2013	695,550	MXP



Lista de precios de vehículos ligeros

1a. Qna. de julio de 2014.							
Marca	Modelo	Version	Tipo	Puertas	Año	Precio lista	Moneda
AUDI	TT	2.0 TFSI COUPE S TRONIC	coupe	3	2014	670,000	MXP
AUDI	TT RS	2.5 TFSI COUPE MT QUATTRO	coupe	3	2013	1,115,000	MXP
AUDI	TT RS	2.5 TFSI COUPE S TRONIC QUATTRO	coupe	3	2014	1,149,000	MXP
AUDI	TT RS	2.5 TFSI ROADSTER MT QUATTRO	conv	2	2013	1,158,250	MXP
AUDI	TT RS	2.5 TFSI ROADSTER S TRONIC QUATTRO	conv	2	2013	1,183,700	MXP
AUDI	TTS	2.0 TFSI COUPE S TRONIC QUATTRO	coupe	3	2014	912,000	MXP
BENTLEY	FLYING SPUR	6.0 FLYING SPUR 4WD AUTO	sedan	4	2013	244,000	USD
BENTLEY	CONTINENTAL GT	4.0 CONTINENTAL GT 4WD AUTO	coupe	2	2013	231,000	USD
BENTLEY	CONTINENTAL GT	6.0 CONTINENTAL GT 4WD AUTO	coupe	2	2013	256,000	USD
BENTLEY	CONTINENTAL GTC	4.0 CONTINENTAL GTC 4WD AUTO	conv	2	2013	253,000	USD
BENTLEY	CONTINENTAL GTC	6.0 AT CONTINENTAL GTC 4WD AUTO	conv	2	2013	281,000	USD
BENTLEY	MULSANNE	6.8 AUTO	sedan	4	2013	396,000	USD
BMW	SERIES 1	1.6 118I	hatchback	5	2015	379,900	MXP
BMW	SERIES 1	1.6 118I	hatchback	3	2015	369,900	MXP
BMW	SERIES 1	1.6 118I M SPORT	hatchback	3	2015	454,900	MXP
BMW	SERIES 1	1.6 118I M SPORT	hatchback	5	2015	464,900	MXP
BMW	SERIES 1	1.6 118I SPORT LINE	hatchback	5	2015	434,900	MXP
BMW	SERIES 1	1.6 118I SPORT LINE	hatchback	3	2015	424,900	MXP
BMW	SERIES 1	1.6 118I URBAN LINE	hatchback	5	2015	424,900	MXP
BMW	SERIES 1	1.6 118I URBAN LINE	hatchback	3	2015	414,900	MXP
BMW	SERIES 1	1.6 118IA	hatchback	5	2015	399,900	MXP
BMW	SERIES 1	1.6 118IA	hatchback	3	2015	389,900	MXP
BMW	SERIES 1	1.6 118IA M SPORT	hatchback	3	2015	474,900	MXP
BMW	SERIES 1	1.6 118IA M SPORT	hatchback	5	2015	484,900	MXP
BMW	SERIES 1	1.6 118IA SPORT LINE	hatchback	5	2015	454,900	MXP
BMW	SERIES 1	1.6 118IA SPORT LINE	hatchback	3	2015	444,900	MXP
BMW	SERIES 1	1.6 118IA URBAN LINE	hatchback	5	2015	444,900	MXP
BMW	SERIES 1	1.6 118IA URBAN LINE	hatchback	3	2015	434,900	MXP
BMW	SERIES 1	3.0 M135I	hatchback	3	2015	679,900	MXP
BMW	SERIES 1	3.0 M135I	hatchback	5	2015	689,900	MXP
BMW	SERIES 1	3.0 M135IA	hatchback	3	2015	699,900	MXP
BMW	SERIES 1	3.0 M135IA	hatchback	5	2015	709,900	MXP
BMW	SERIES 3	2.0 320I M SPORT	sedan	4	2015	559,900	MXP
BMW	SERIES 3	2.0 320I SPORT LINE	sedan	4	2015	509,900	MXP
BMW	SERIES 3	2.0 320IA	sedan	4	2015	496,900	MXP
BMW	SERIES 3	2.0 320IA LUXURY LINE	sedan	4	2015	514,900	MXP
BMW	SERIES 3	2.0 320IA M SPORT	sedan	4	2015	579,900	MXP
BMW	SERIES 3	2.0 320IA MODERN LINE	sedan	4	2015	514,900	MXP
BMW	SERIES 3	2.0 320IA SPORT LINE	sedan	4	2015	529,900	MXP
BMW	SERIES 3	2.0 328I M SPORT	sedan	4	2015	664,900	MXP
BMW	SERIES 3	2.0 328I SPORT LINE	sedan	4	2015	624,900	MXP
BMW	SERIES 3	2.0 328IA LUXURY LINE	sedan	4	2015	629,900	MXP
BMW	SERIES 3	2.0 328IA M SPORT	sedan	4	2015	684,900	MXP
BMW	SERIES 3	2.0 328IA MODERN LINE	sedan	4	2015	629,900	MXP
BMW	SERIES 3	2.0 328IA SPORT LINE	sedan	4	2015	644,900	MXP
BMW	SERIES 3	3.0 335I M SPORT	sedan	4	2015	834,900	MXP
BMW	SERIES 3	3.0 335I SPORT LINE	sedan	4	2015	794,900	MXP
BMW	SERIES 3	3.0 335IA LUXURY LINE	sedan	4	2015	799,900	MXP
BMW	SERIES 3	3.0 335IA M SPORT	sedan	4	2015	854,900	MXP
BMW	SERIES 3	3.0 335IA MODERN LINE	sedan	4	2015	799,900	MXP
BMW	SERIES 3	3.0 335IA SPORT LINE	sedan	4	2015	814,900	MXP
BMW	SERIES 3	3.0 ACTIVEHYBRID 3 A LUXURY LINE	sedan	4	2015	904,900	MXP
BMW	SERIES 3	3.0 ACTIVEHYBRID 3 A SPORT LINE	sedan	4	2015	929,900	MXP
BMW	SERIES 5	2.0 528I A M SPORT	sedan	4	2015	814,900	MXP
BMW	SERIES 5	2.0 528I A LUXURY LINE	sedan	4	2015	774,900	MXP
BMW	SERIES 5	3.0 535I A GRAN TURISMO LUXURY LINE	hatchback	5	2015	1,069,900	MXP



Lista de precios de vehículos ligeros

1a. Qna. de julio de 2014.							
Marca	Modelo	Version	Tipo	Puertas	Año	Precio lista	Moneda
BMW	SERIES 5	3.0 535IA M SPORT	sedan	4	2015	999,900	MXP
BMW	SERIES 5	3.0 535IA LUXURY LINE	sedan	4	2015	979,900	MXP
BMW	SERIES 5	4.4 550IA M SPORT	sedan	4	2015	1,334,900	MXP
BMW	SERIES 5	4.4 550IA LUXURY LINE	sedan	4	2015	1,294,900	MXP
BMW	SERIES 6	4.4 650I	conv	2	2015	1,669,900	MXP
BMW	SERIES 6	4.4 650I COUPE AT	coupe	2	2015	1,499,900	MXP
BMW	SERIES 6	4.4 650I COUPE M SPORT AT	coupe	2	2015	1,529,900	MXP
BMW	SERIES 6	4.4 650I M SPORT AT	conv	2	2015	1,699,900	MXP
BMW	SERIES 7	3.0 740I A	sedan	4	2015	1,389,900	MXP
BMW	SERIES 7	4.4 750I A	sedan	4	2015	1,729,900	MXP
BMW	SERIES 7	4.4 750LI A	sedan	4	2015	1,904,900	MXP
BMW	SERIES 7	6.0 760LI A	sedan	4	2015	2,299,900	MXP
BMW	X1	2.0 SDRIVE20IA	hatchback	5	2015	489,900	MXP
BMW	X1	2.0 SDRIVE20IA SPORT LINE	hatchback	5	2015	549,900	MXP
BMW	X1	2.0 SDRIVE 20IA X LINE	hatchback	5	2015	536,900	MXP
BMW	X1	3.0 XDRIVE28IA SPORT LINE AT 4WD	hatchback	5	2014	616,900	MXP
BMW	X1	3.0 XDRIVE28IA X LINE AT 4WD	hatchback	5	2014	596,900	MXP
BMW	X3	2.0 XDRIVE28IA X LINE AT 4WD	sprt utl veh	5	2015	699,900	MXP
BMW	X3	3.0 XDRIVE35IA X LINE AT 4WD	sprt utl veh	5	2015	799,900	MXP
BMW	X3	3.0 XDRIVE35IA M SPORT AT 4WD	sprt utl veh	5	2015	849,900	MXP
BMW	X5	3.0 XDRIVE35IA AT 4WD	sprt utl veh	5	2014	899,900	MXP
BMW	X5	4.4 X5M AT 4WD	sprt utl veh	5	2014	1,567,100	MXP
BMW	X5	4.4 XDRIVE50IA M SPORT AT 4WD	sprt utl veh	5	2014	1,254,900	MXP
BMW	X6	3.0 XDRIVE35IA AT 4WD	sprt utl veh	5	2014	1,083,000	MXP
BMW	X6	3.0 XDRIVE35IA M PERFORMANCE AT 4WD	sprt utl veh	5	2014	1,147,500	MXP
BMW	X6	4.4 X6M AT 4WD	sprt utl veh	5	2014	1,654,000	MXP
BMW	X6	4.4 XDRIVE50IA AT 4WD	sprt utl veh	5	2014	1,249,400	MXP
BMW	X6	4.4 XDRIVE50IA M PERFORMANCE AT 4WD	sprt utl veh	5	2014	1,357,300	MXP
BUICK	ENCLAVE	3.6 CXL D AT 4WD	sprt utl veh	5	2014	732,400	MXP
BUICK	LACROSSE	3.6 CXS C AT	sedan	4	2014	625,400	MXP
BUICK	REGAL	2.0 C PREMIUM TURBO AT	sedan	4	2014	539,400	MXP
BUICK	VERANO	2.0 1SC	sedan	4	2014	439,900	MXP
CADILLAC	ATS	2.0 1S C AT PREMIUM	sedan	4	2014	624,900	MXP
CADILLAC	ATS	2.0 1S D AT PREMIUM SPORT	sedan	4	2014	624,900	MXP
CADILLAC	CTS	3.6 COUPE C AT	coupe	2	2014	723,400	MXP
CADILLAC	CTS	6.2 V LUXURY H AT	coupe	2	2014	1,418,900	MXP
CADILLAC	CTS	6.2 V PREMIUM BLACK DIAMOND J AT	coupe	2	2014	1,471,900	MXP
CADILLAC	SRX	3.6 SRX C AT 4WD	sprt utl veh	5	2014	727,400	MXP
CADILLAC	SRX	3.6 SRX AT B	sprt utl veh	5	2014	677,400	MXP
CHEVROLET	AVEO	1.6 AT C	sedan	4	2014	183,200	MXP
CHEVROLET	AVEO	1.6 AT E	sedan	4	2014	205,900	MXP
CHEVROLET	AVEO	1.6 AT J	sedan	4	2014	170,200	MXP
CHEVROLET	AVEO	1.6 MT A	sedan	4	2014	143,200	MXP
CHEVROLET	AVEO	1.6 MT B	sedan	4	2014	167,200	MXP
CHEVROLET	AVEO	1.6 MT D	sedan	4	2014	192,100	MXP
CHEVROLET	AVEO	1.6 MT F	sedan	4	2014	168,700	MXP
CHEVROLET	AVEO	1.6 MT M	sedan	4	2014	151,200	MXP
CHEVROLET	CAMARO	3.6 1LT A AT	coupe	2	2014	426,400	MXP
CHEVROLET	CAMARO	6.2 1SS MT	coupe	2	2014	541,400	MXP
CHEVROLET	CAMARO	6.2 2SS AT	coupe	2	2014	561,400	MXP
CHEVROLET	CAMARO	6.2 2SS CONVERTIBLE D AT	conv	2	2014	624,400	MXP
CHEVROLET	CAMARO	6.2 F ZL1 AT	coupe	2	2014	849,900	MXP
CHEVROLET	CAMARO	6.2 G ZL1 MT	coupe	2	2014	849,900	MXP
CHEVROLET	CAPTIVA	2.4 SPORT A	sprt utl veh	5	2014	329,500	MXP
CHEVROLET	CAPTIVA	2.4 SPORT B	sprt utl veh	5	2014	392,400	MXP
CHEVROLET	CAPTIVA	3.0 SPORT D	sprt utl veh	5	2014	413,400	MXP



Lista de precios de vehículos ligeros

1a. Qna. de julio de 2014.							
Marca	Modelo	Version	Tipo	Puertas	Año	Precio lista	Moneda
CHEVROLET	COLORADO	3.6 DOBLE CABINA LT Q 4X2 AT	p-up	4	2014	390,400	MXP
CHEVROLET	COLORADO	3.6 DOBLE CABINA LT T AT 4WD	p-up	4	2014	449,000	MXP
CHEVROLET	CRUZE	1.8 1LT C	sedan	4	2014	279,100	MXP
CHEVROLET	CRUZE	1.8 1LT F	sedan	4	2014	310,100	MXP
CHEVROLET	CRUZE	1.8 1LS A	sedan	4	2014	256,100	MXP
CHEVROLET	CRUZE	1.8 1LS M	sedan	4	2014	241,900	MXP
CHEVROLET	EXPRESS	4.3 CARGO VAN C	cargo van	5	2014	392,400	MXP
CHEVROLET	EXPRESS	5.3 PASAJEROS VAN D	passenger van	5	2014	480,400	MXP
CHEVROLET	EXPRESS	5.3 PASAJEROS VAN L	passenger van	5	2014	488,400	MXP
CHEVROLET	EXPRESS	6.0 CARGO VAN B	cargo van	5	2014	448,000	MXP
CHEVROLET	EXPRESS	6.0 PASAJEROS VAN C	passenger van	5	2014	589,000	MXP
CHEVROLET	MALIBU	2.0 G LTZ TURBO NAV AT	sedan	4	2014	428,400	MXP
CHEVROLET	MALIBU	2.5 C LT AT	sedan	4	2014	373,400	MXP
CHEVROLET	MATIZ	1.0 A MT	micro car	5	2014	94,900	MXP
CHEVROLET	MATIZ	1.0 AC B MT	micro car	5	2014	99,900	MXP
CHEVROLET	SILVERADO	4.3 1500 CAB REG D V6 MT	p-up	2	2014	305,800	MXP
CHEVROLET	SILVERADO	4.3 1500 CAB REG E V6 MT	p-up	2	2014	314,000	MXP
CHEVROLET	SILVERADO	4.3 1500 CAB REG G V6 AT	p-up	2	2014	333,800	MXP
CHEVROLET	SILVERADO	5.3 2500 CAB REG J V8 AT	p-up	2	2014	367,800	MXP
CHEVROLET	SILVERADO	5.3 2500 CAB EXTENDIDA A V8 AT	p-up	4	2014	393,800	MXP
CHEVROLET	SILVERADO	5.3 2500 CAB REG K AT 4WD	p-up	2	2014	392,800	MXP
CHEVROLET	SILVERADO	5.3 2500 CHEYENNE CAB REG P AT 4WD	p-up	2	2014	518,800	MXP
CHEVROLET	SILVERADO	5.3 2500 CHEYENNE CAB REG N V8 AT	p-up	2	2014	472,800	MXP
CHEVROLET	SILVERADO	5.3 2500 CHEYENNE CREW CAB B AT 4WD	p-up	4	2014	614,800	MXP
CHEVROLET	SILVERADO	5.3 2500 CHEYENNE CREW CAB C AT 4WD	p-up	4	2014	673,800	MXP
CHEVROLET	SILVERADO	5.3 2500 DOBLE CABINA F AT 4WD	p-up	4	2014	482,800	MXP
CHEVROLET	SILVERADO	5.3 2500 DOBLE CABINA E AT	p-up	4	2014	456,800	MXP
CHEVROLET	SILVERADO	6.0 3500 CHASIS CABINA PAQ A V8 MT	chass cab	2	2015	397,000	MXP
CHEVROLET	SILVERADO	6.0 3500 CHASIS CABINA PAQ C V8 MT	chass cab	2	2015	411,400	MXP
CHEVROLET	SONIC	1.6 AT E LT	sedan	4	2014	213,700	MXP
CHEVROLET	SONIC	1.6 AT F LTZ	sedan	4	2014	230,700	MXP
CHEVROLET	SONIC	1.6 MT A LS	sedan	4	2014	178,200	MXP
CHEVROLET	SONIC	1.6 MT D LT	sedan	4	2014	199,700	MXP
CHEVROLET	SPARK	1.2 LS A MT	hatchback	5	2014	119,600	MXP
CHEVROLET	SPARK	1.2 LT B MT	hatchback	5	2014	132,100	MXP
CHEVROLET	SPARK	1.2 LTZ C MT	hatchback	5	2014	156,600	MXP
CHEVROLET	SUBURBAN	5.3 A LS AT	sprt utl veh	5	2015	699,000	MXP
CHEVROLET	SUBURBAN	5.3 B LT AT	sprt utl veh	5	2015	756,000	MXP
CHEVROLET	SUBURBAN	5.3 C LT AT	sprt utl veh	5	2015	782,000	MXP
CHEVROLET	SUBURBAN	5.3 D LTZ AT 4WD	sprt utl veh	5	2015	846,000	MXP
CHEVROLET	TAHOE	5.3 A LS AT	sprt utl veh	5	2015	655,400	MXP
CHEVROLET	TAHOE	5.3 C LT AT	sprt utl veh	5	2015	711,400	MXP
CHEVROLET	TAHOE	5.3 D LT AT	sprt utl veh	5	2015	737,400	MXP
CHEVROLET	TAHOE	5.3 E Z71 AT 4WD	sprt utl veh	5	2014	722,400	MXP
CHEVROLET	TORNADO	1.8 PICK UP A LS	p-up	2	2014	195,400	MXP
CHEVROLET	TORNADO	1.8 PICK UP B LS	p-up	2	2014	208,400	MXP
CHEVROLET	TORNADO	1.8 PICK UP C LT	p-up	2	2014	232,400	MXP
CHEVROLET	TRAVERSE	3.6 TRAVERSE LT B AT	sprt utl veh	5	2014	599,700	MXP
CHEVROLET	TRAX	1.8 A LS MT	sprt utl veh	5	2014	254,200	MXP
CHEVROLET	TRAX	1.8 B LT AT	sprt utl veh	5	2014	281,400	MXP
CHEVROLET	TRAX	1.8 C LTZ AT	sprt utl veh	5	2014	322,200	MXP
CHRYSLER	200	2.4 LIMITED	sedan	4	2014	354,400	MXP
CHRYSLER	200	2.4 TOURING	sedan	4	2014	299,300	MXP
CHRYSLER	300	3.6 C PREMIUM ATX V6	sedan	4	2014	594,900	MXP
CHRYSLER	300	6.4 AUTO SRT8	sedan	4	2014	795,900	MXP
CHRYSLER	TOWN & COUNTRY	3.6 LI	MV	5	2014	388,900	MXP



Lista de precios de vehículos ligeros

1a. Qna. de julio de 2014.							
Marca	Modelo	Version	Tipo	Puertas	Año	Precio lista	Moneda
CHRYSLER	TOWN & COUNTRY	3.6 LIMITED	MV	5	2014	608,900	MXP
CHRYSLER	TOWN & COUNTRY	3.6 LX	MV	5	2014	436,900	MXP
CHRYSLER	TOWN & COUNTRY	3.6 TOURING	MV	5	2014	523,900	MXP
DODGE	ATTITUDE	1.4 GL 4DRS MT	sedan	4	2014	183,900	MXP
DODGE	ATTITUDE	1.6 GL 4DRS AT	sedan	4	2014	199,900	MXP
DODGE	ATTITUDE	1.6 GLS 4DRS AT	sedan	4	2014	241,900	MXP
DODGE	AVENGER	2.4 GTS ATX	sedan	4	2014	269,400	MXP
DODGE	AVENGER	2.4 GTS SPORT ATX	sedan	4	2014	292,400	MXP
DODGE	CHALLENGER	3.6 AUTO RALLYE REDLINE	coupe	2	2014	444,900	MXP
DODGE	CHALLENGER	3.6 AUTO SXT	coupe	2	2014	420,400	MXP
DODGE	CHALLENGER	6.4 SRT8	coupe	2	2014	659,900	MXP
DODGE	CHARGER	5.7 R/T	sedan	4	2014	544,900	MXP
DODGE	CHARGER	6.4 SRT8	sedan	4	2014	735,900	MXP
DODGE	DART	2.4 SXT ATX	sedan	4	2014	304,900	MXP
DODGE	DART	2.4 SXT MT	sedan	4	2014	277,900	MXP
DODGE	DURANGO	3.6 LIMITED V6	sprt utl veh	5	2014	584,900	MXP
DODGE	DURANGO	5.7 RT V8	sprt utl veh	5	2014	684,900	MXP
DODGE	I10	1.1 GL C MT	hatchback	5	2014	128,900	MXP
DODGE	I10	1.1 GL EDICIÓN ESPECIAL MT	hatchback	5	2014	131,900	MXP
DODGE	I10	1.1 GL PLUS EDICIÓN ESPECIAL AC MT	hatchback	5	2014	148,400	MXP
DODGE	I10	1.1 GLS SAFETY MT	hatchback	5	2014	174,900	MXP
DODGE	JOURNEY	2.4 SE	sprt utl veh	5	2014	325,900	MXP
DODGE	JOURNEY	2.4 SXT+ 5 PASAJEROS	sprt utl veh	5	2014	358,900	MXP
DODGE	JOURNEY	2.4 SXT+ 7 PASAJEROS	sprt utl veh	5	2014	392,900	MXP
DODGE	JOURNEY	3.6 RT	sprt utl veh	5	2014	440,900	MXP
FERRARI	458	4.5 ITALIA DCT	coupe	2	2014	315,000	USD
FERRARI	458	4.5 ITALIA SPIDER DCT	conv	2	2014	355,000	USD
FERRARI	CALIFORNIA	4.3 F1	conv	2	2014	279,900	USD
FERRARI	F12	6.3 V12 BERLINETTA DCT F1	coupe	3	2014	429,000	USD
FERRARI	FF	6.3 V12 DCT 4WD	hatchback	3	2014	435,000	USD
FIAT	500	1.4 LOUNGE AT	conv	2	2014	309,900	MXP
FIAT	500	1.4 LOUNGE AT	hatchback	3	2014	274,900	MXP
FIAT	500	1.4 POP AT	hatchback	3	2014	224,900	MXP
FIAT	500	1.4 POP MT	hatchback	3	2014	199,900	MXP
FIAT	500	1.4 SPORT AT	hatchback	3	2014	258,900	MXP
FIAT	500	1.4 SPORT MT	hatchback	3	2014	239,900	MXP
FIAT	500	1.4 SPORT TURBO MT	hatchback	3	2014	299,300	MXP
FIAT	DUCATO	2.3 CARGO VAN L4H2 AC	cargo van	4	2014	504,900	MXP
FIAT	DUCATO	2.3 CARGO VAN L1H2 AC	cargo van	4	2014	377,900	MXP
FIAT	DUCATO	2.3 CARGO VAN L2H2 AC	cargo van	4	2014	396,900	MXP
FIAT	PALIO	1.6 ADVENTURE LOCKER MT	wagon	5	2014	234,900	MXP
FIAT	PALIO	1.6 ESSENCE MT	hatchback	5	2015	184,900	MXP
FIAT	STRADA	1.6 ADVENTURE DOBLE CABINA	p-up	2	2014	241,900	MXP
FIAT	STRADA	1.6 MT	p-up	2	2014	182,400	MXP
FIAT	STRADA	1.6 TREKKING CABINA EXTENDIDA MT	p-up	2	2013	194,400	MXP
FIAT	UNO	1.4 8V VIVACE	hatchback	5	2014	159,900	MXP
FORD	ECONOLINE VAN	4.6 E150 V8 AC AT	cargo van	4	2014	393,900	MXP
FORD	ECONOLINE VAN	4.6 E150 V8 AT	cargo van	4	2014	376,800	MXP
FORD	ECONOLINE WAGON	4.6 XL V8 8 PAS AT	passenger van	4	2014	450,154	MXP
FORD	ECONOLINE WAGON	5.4 XL V8 15 PAS AT	passenger van	4	2014	633,851	MXP
FORD	ECOSPORT	2.0 TREND 4X2 AT	sprt utl veh	5	2014	289,300	MXP
FORD	ECOSPORT	2.0 TREND R16 4X2 MT	sprt utl veh	5	2014	271,000	MXP
FORD	ECOSPORT	2.0 TITANIUM 4X2 AT	sprt utl veh	5	2014	324,800	MXP
FORD	EDGE	3.5 BASE SE V6 AT	sprt utl veh	5	2014	418,500	MXP
FORD	EDGE	3.5 LIMITED V6 PIEL SUNROOF AT	sprt utl veh	5	2014	552,900	MXP
FORD	EDGE	3.5 SEL AT	sprt utl veh	5	2014	479,800	MXP



Lista de precios de vehículos ligeros

1a. Qna. de julio de 2014.							
Marca	Modelo	Version	Tipo	Puertas	Año	Precio lista	Moneda
FORD	ESCAPE	2.5 S I4 AT	sprt utl veh	5	2014	317,900	MXP
FORD	ESCAPE	2.5 S PLUS I4 AT	sprt utl veh	5	2014	341,600	MXP
FORD	ESCAPE	2.0 SE ECOBOOST AT	sprt utl veh	5	2014	376,400	MXP
FORD	ESCAPE	2.5 SE PLUS PANORAMA ROOF AT	sprt utl veh	5	2014	391,600	MXP
FORD	ESCAPE	2.0L TITANIUM AT	sprt utl veh	5	2014	462,100	MXP
FORD	EXPEDITION	5.4 KING RANCH 4X2 V8 AT	sprt utl veh	5	2014	748,400	MXP
FORD	EXPEDITION	5.4 LIMITED 4X2 V8 AT	sprt utl veh	5	2014	733,100	MXP
FORD	EXPEDITION	5.4 MAX LIMITED 4X2 V8 AT	sprt utl veh	5	2014	769,000	MXP
FORD	EXPLORER	3.5 LIMITED V6 4WD AT	sprt utl veh	5	2014	683,400	MXP
FORD	EXPLORER	3.5 LIMITED V6 4X2 AT	sprt utl veh	5	2014	643,100	MXP
FORD	EXPLORER	3.5 XLT BASE 4X2 V6 AT	sprt utl veh	5	2014	512,300	MXP
FORD	EXPLORER	3.5 XLT V6 4X2 AT	sprt utl veh	5	2014	532,400	MXP
FORD	EXPLORER	3.5 XLT V6 PIEL 4X2 AT	sprt utl veh	5	2014	572,700	MXP
FORD	F-150	3.7 XL REG 4WD V6 AT	p-up	2	2014	357,700	MXP
FORD	F-150	3.7 XL REG 4X2 V6 AT	p-up	2	2014	314,000	MXP
FORD	F-150	3.7 XL SUP CAB 4X2 V6 AT	p-up	4	2014	357,400	MXP
FORD	F-150	5.0 LOBO LARIAT CREW CAB 4WD AT	p-up	4	2014	619,600	MXP
FORD	F-150	5.0 LOBO LARIAT CREW CAB 4X2 AT	p-up	4	2014	598,900	MXP
FORD	F-150	5.0 LOBO XLT CREW CAB 4X2 AT	p-up	4	2014	503,400	MXP
FORD	F-150	5.0 LOBO XLT REGULAR CAB 4WD TA	p-up	2	2014	440,300	MXP
FORD	F-150	5.0 LOBO XLT REGULAR CAB 4X2 TA	p-up	2	2014	415,900	MXP
FORD	F-150	5.0 LOBO XLT SUPER CAB 4X2 TA	p-up	4	2014	474,600	MXP
FORD	F-150	5.0 XL CREW CAB 4WD V8 AT	p-up	4	2014	483,800	MXP
FORD	F-150	5.0 XL CREW CAB 4X2 V8 AT	p-up	4	2014	463,900	MXP
FORD	F-150	5.0 XL REG 4WD V8 AT	p-up	2	2014	385,000	MXP
FORD	F-150	5.0 XL REG 4X2 V8 AT	p-up	2	2014	351,100	MXP
FORD	F-150	5.0 XL SUP CAB 4X2 V8 AT	p-up	4	2014	384,800	MXP
FORD	F-150	6.2 LOBO CREW CAB SVT RAPTOR 4WD TA	p-up	4	2014	785,000	MXP
FORD	F-250	6.7 SUPER DUTY DIESEL CREW CAB 4WD AT	p-up	4	2015	696,000	MXP
FORD	F-350	6.2 KTP XL AT	chass cab	2	2015	392,900	MXP
FORD	F-350	6.2 KTP XL MT	chass cab	2	2015	370,700	MXP
FORD	F-350	6.2 KTP XLT	chass cab	2	2015	379,200	MXP
FORD	F-350	6.2 KTP XLT AC	chass cab	2	2015	392,400	MXP
FORD	F-350	6.2 KTP XLT AT AC	chass cab	2	2015	411,700	MXP
FORD	F-450	6.7 KTP DIESEL AT	chass cab	2	2015	585,200	MXP
FORD	F-450	6.8 KTP AT	chass cab	2	2015	481,600	MXP
FORD	F-550	6.7 KTP SUPER DUTY DIESEL AT	chass cab	2	2015	656,700	MXP
FORD	F-550	6.8 KTP SUPER DUTY 3V GAS AT	chass cab	2	2015	552,000	MXP
FORD	FIESTA	1.6 S AT	sedan	4	2014	196,100	MXP
FORD	FIESTA	1.6 S MT	hatchback	5	2014	183,100	MXP
FORD	FIESTA	1.6 S MT	sedan	4	2014	183,100	MXP
FORD	FIESTA	1.6 SE AT	hatchback	5	2014	232,700	MXP
FORD	FIESTA	1.6 SE AT	sedan	4	2014	232,700	MXP
FORD	FIESTA	1.6 SE MT	hatchback	5	2014	219,600	MXP
FORD	FIESTA	1.6 SE MT	sedan	4	2014	219,600	MXP
FORD	FIESTA	1.6 ST MT	hatchback	5	2014	319,500	MXP
FORD	FIESTA	1.6 TITANIUM AT	sedan	4	2014	261,700	MXP
FORD	FIESTA IKON	1.6 FIESTA IKON HATCH AMBIENTE A/A MT	hatchback	5	2014	154,400	MXP
FORD	FIESTA IKON	1.6 FIESTA IKON HATCH AMBIENTE MT	hatchback	5	2014	146,900	MXP
FORD	FIESTA IKON	1.6 FIESTA IKON HATCH TREND A/A MT	hatchback	5	2014	179,000	MXP
FORD	FOCUS	2.0 AMBIENTE AT	sedan	4	2014	246,200	MXP
FORD	FOCUS	2.0 AMBIENTE MT	sedan	4	2014	229,900	MXP
FORD	FOCUS	2.0 TREND AT	sedan	4	2014	271,400	MXP
FORD	FOCUS	2.0 TREND AT	hatchback	5	2014	271,400	MXP
FORD	FOCUS	2.0 TREND SPORT AT	sedan	4	2014	291,500	MXP
FORD	FOCUS	2.0 TREND SPORT AT	hatchback	5	2014	291,500	MXP



Lista de precios de vehículos ligeros

1a. Qna. de julio de 2014.							
Marca	Modelo	Version	Tipo	Puertas	Año	Precio lista	Moneda
FORD	FOCUS	2.0 ST TM	hatchback	5	2014	384,300	MXP
FORD	FOCUS	2.0 TITANIUM PLUS AT	sedan	4	2014	330,500	MXP
FORD	FUSION	2.0 GTDI SE LUXURY AT	sedan	4	2014	388,400	MXP
FORD	FUSION	2.0 GTDI SE LUXURY PLUS NAV AT	sedan	4	2014	421,300	MXP
FORD	FUSION	2.0 GTDI TITANIUM PLUS AT	sedan	4	2014	477,300	MXP
FORD	FUSION	2.5 S I4 AT	sedan	4	2014	329,400	MXP
FORD	FUSION	2.5 SE I4 NAV MR AT	sedan	4	2014	363,000	MXP
FORD	MUSTANG	3.7 COUPE LUJO V6 AT TELA	coupe	2	2014	457,400	MXP
FORD	MUSTANG	3.7 ST MT	coupe	2	2014	463,200	MXP
FORD	MUSTANG	5.0 GT EQUIPADO CONVERTIBLE AT	conv	2	2014	639,600	MXP
FORD	MUSTANG	5.0 GT EQUIPADO VIP AT	coupe	2	2014	557,800	MXP
FORD	MUSTANG	5.0 GT EQUIPADO VIP GLASS ROOF AT	coupe	2	2014	580,100	MXP
FORD	MUSTANG	5.0 GT EQUIPADO VIP MT	coupe	2	2014	557,800	MXP
FORD	MUSTANG	5.8 SHELBY CONVERTIBLE	conv	2	2014	974,500	MXP
FORD	MUSTANG	5.8 SHELBY COUPE	coupe	2	2014	893,600	MXP
FORD	RANGER	2.5 XL CREW CAB MT BEDLINER	p-up	4	2014	301,900	MXP
FORD	RANGER	2.5 XLT CREW CAB MT BEDLINER	p-up	4	2014	357,200	MXP
FORD	TRANSIT	2.2 LARGA DIESEL AC 6VEL	passenger van	4	2014	441,200	MXP
FORD	TRANSIT	2.2 VAN CORTA DIESEL 6VEL	cargo van	4	2014	364,400	MXP
FORD	TRANSIT	2.2 VAN CORTA DIESEL AC 6VEL	cargo van	4	2014	380,300	MXP
FORD	TRANSIT	2.2 VAN LARGA DIESEL 6VEL	cargo van	4	2014	377,200	MXP
FORD	TRANSIT	2.2 VAN LARGA DIESEL AC 6VEL	cargo van	4	2014	393,600	MXP
GMC	ACADIA	3.6 B PIEL	sprt utl veh	5	2014	629,400	MXP
GMC	ACADIA	3.6 D PIEL BANCA AT 4WD	sprt utl veh	5	2014	684,400	MXP
GMC	ACADIA	3.6 E DENALI AT 4WD	sprt utl veh	5	2014	701,300	MXP
GMC	SIERRA	5.3 CREW CAB B AT 4WD	p-up	4	2014	692,900	MXP
GMC	SIERRA	5.3 REG CAB A AT 4WD	p-up	2	2014	540,900	MXP
GMC	SIERRA	5.3 ALL TERRAIN CREW CAB D AT 4WD	p-up	4	2014	701,400	MXP
GMC	SIERRA	6.2 DENALI C AT 4WD	p-up	4	2014	748,900	MXP
GMC	TERRAIN	3.6 - DENALI E AT	sprt utl veh	5	2014	508,400	MXP
GMC	TERRAIN	3.6 PIEL - SLT B AT	sprt utl veh	5	2014	468,400	MXP
GMC	YUKON	6.2 C DENALI AT 4WD	sprt utl veh	5	2015	863,500	MXP
HONDA	ACCORD	2.4 EX L CVT L4	sedan	4	2014	362,900	MXP
HONDA	ACCORD	2.4 EX L CVT NAVI L4	sedan	4	2014	382,400	MXP
HONDA	ACCORD	2.4 LX CVT L4	sedan	4	2014	322,900	MXP
HONDA	ACCORD	3.5 EX L NAVI V6 AT	sedan	4	2014	432,900	MXP
HONDA	ACCORD	3.5 EX V6 COUPE AT	coupe	2	2014	449,900	MXP
HONDA	CITY	1.5 EX CVT	sedan	4	2014	249,900	MXP
HONDA	CITY	1.5 LX CVT	sedan	4	2014	234,900	MXP
HONDA	CITY	1.5 LX MT	sedan	4	2014	219,000	MXP
HONDA	CIVIC	1.5 HYBRID	sedan	4	2013	361,900	MXP
HONDA	CIVIC	1.8 EX AT 2DRS	coupe	2	2014	301,900	MXP
HONDA	CIVIC	1.8 EX AT 4DRS	sedan	4	2014	293,900	MXP
HONDA	CIVIC	1.8 EX MT 2DRS	coupe	2	2014	287,900	MXP
HONDA	CIVIC	1.8 EX MT 4DRS	sedan	4	2014	280,900	MXP
HONDA	CIVIC	1.8 EX-L NAVI AT 4DRS	sedan	4	2014	321,900	MXP
HONDA	CIVIC	1.8 LX AT 4DRS	sedan	4	2014	276,900	MXP
HONDA	CIVIC	1.8 LX MT 4DRS	sedan	4	2014	264,900	MXP
HONDA	CIVIC	2.4 SI COUPE MT	coupe	2	2014	364,900	MXP
HONDA	CR-V	2.4 EX	sprt utl veh	5	2014	344,900	MXP
HONDA	CR-V	2.4 EX-L NAVI 4WD	sprt utl veh	5	2014	399,900	MXP
HONDA	CR-V	2.4 LX	sprt utl veh	5	2014	317,900	MXP
HONDA	CR-Z	1.5 CVT	hatchback	3	2014	344,900	MXP
HONDA	CROSSTOUR	3.5 EXL V6 AT	hatchback	5	2012	469,000	MXP
HONDA	FIT	1.5 HIT CVT	hatchback	5	2015	239,900	MXP
HONDA	FIT	1.5 FUN CVT	hatchback	5	2015	222,900	MXP



Lista de precios de vehículos ligeros

1a. Qna. de julio de 2014.							
Marca	Modelo	Version	Tipo	Puertas	Año	Precio lista	Moneda
HONDA	FIT	1.5 FUN MT	hatchback	5	2015	206,900	MXP
HONDA	ODYSSEY	3.5 EX AT	MV	5	2014	489,900	MXP
HONDA	ODYSSEY	3.5 EXL AT	MV	5	2014	544,900	MXP
HONDA	ODYSSEY	3.5 LX AT	MV	5	2014	429,900	MXP
HONDA	ODYSSEY	3.5 TOURING AT	MV	5	2014	626,900	MXP
HONDA	PILOT	3.5 2WD EX AT	sprt utl veh	5	2014	472,900	MXP
HONDA	PILOT	3.5 4WD TOURING AT	sprt utl veh	5	2014	532,900	MXP
HONDA	RIDGELINE	3.5 RTL AT	p-up	4	2014	488,900	MXP
INFINITI	QX70	5.0 SEDUCTION AT 4WD	sprt utl veh	5	2015	964,100	MXP
INFINITI	Q60	3.7 SPORT AT	coupe	2	2014	702,000	MXP
INFINITI	QX60	3.5 SEDUCTION CVT 4WD	sprt utl veh	5	2014	715,500	MXP
INFINITI	QX60	3.5 PERFECTION CVT 4WD	sprt utl veh	5	2014	779,500	MXP
INFINITI	QX60	3.5 INSPIRATION FWD CVT	sprt utl veh	5	2014	710,600	MXP
INFINITI	Q70	3.7 SEDUCTION AT	sedan	4	2014	744,400	MXP
INFINITI	Q70	5.6 PERFECTION AT	sedan	4	2014	925,500	MXP
INFINITI	QX80	5.6 7 PASAJEROS AT 4WD	sprt utl veh	5	2014	1,192,600	MXP
INFINITI	QX80	5.6 8 PASAJEROS AT 4WD	sprt utl veh	5	2014	1,192,600	MXP
JAGUAR	F-TYPE	3.0 V6 AUTO	conv	2	2014	94,900	USD
JAGUAR	F-TYPE	3.0 V6 S AUTO	conv	2	2014	114,900	USD
JAGUAR	F-TYPE	5.0 V8 S AUTO	conv	2	2014	139,900	USD
JAGUAR	XF	2.0 AT I4 LUXURY	sedan	4	2014	64,900	USD
JAGUAR	XF	3.0 AT V6 PORTFOLIO	sedan	4	2014	80,900	USD
JAGUAR	XF	3.0 AT V6 PREMIUM LUXURY	sedan	4	2013	74,900	USD
JAGUAR	XF	5.0 AT V8 R SC	sedan	4	2014	106,900	USD
JAGUAR	XJ	3.0 V6 PREMIUM LUXURY AT	sedan	4	2014	117,900	USD
JAGUAR	XJ	5.0 V8 PORTFOLIO SWB SUPER CARGADO AT	sedan	4	2014	139,900	USD
JAGUAR	XJ	5.0 V8 SUPERSPORT AT	sedan	4	2013	159,900	USD
JAGUAR	XK SERIES	5.0 XKR CONVERTIBLE AT	conv	2	2014	149,900	USD
JAGUAR	XK SERIES	5.0 XKR COUPE	coupe	2	2014	139,900	USD
JEEP	COMPASS	2.4 LATITUDE FWD ATX	sprt utl veh	5	2014	322,090	MXP
JEEP	COMPASS	2.4 LATITUDE FWD MANUAL	sprt utl veh	5	2014	301,900	MXP
JEEP	COMPASS	2.4 LIMITED PREMIUM 4WD ATX	sprt utl veh	5	2014	419,900	MXP
JEEP	COMPASS	2.4 LIMITED PREMIUM FWD ATX	sprt utl veh	5	2014	383,900	MXP
JEEP	GRAND CHEROKEE	3.6 LIMITED LUJO V6	sprt utl veh	5	2014	619,900	MXP
JEEP	GRAND CHEROKEE	3.6 LIMITED V6	sprt utl veh	5	2014	554,900	MXP
JEEP	GRAND CHEROKEE	5.7 LIMITED LUJO HEMI V8 MDS	sprt utl veh	5	2014	662,900	MXP
JEEP	GRAND CHEROKEE	5.7 SUMMIT 4WD HEMI V8 MDS	sprt utl veh	5	2014	869,900	MXP
JEEP	GRAND CHEROKEE	6.4 SRT8 4WD HEMI V8 MDS	sprt utl veh	5	2014	999,900	MXP
JEEP	LIBERTY	3.7 JET LIMITED RWD	sprt utl veh	5	2013	447,400	MXP
JEEP	LIBERTY	3.7 SPORT PIEL RWD	sprt utl veh	5	2013	376,400	MXP
JEEP	LIBERTY	3.7 SPORT RWD	sprt utl veh	5	2013	350,400	MXP
JEEP	PATRIOT	2.4 LATITUDE FWD ATX	sprt utl veh	5	2014	315,900	MXP
JEEP	PATRIOT	2.4 LIMITED 4WD ATX	sprt utl veh	5	2014	385,900	MXP
JEEP	PATRIOT	2.4 LIMITED FWD ATX	sprt utl veh	5	2014	350,900	MXP
JEEP	PATRIOT	2.4 SPORT FWD ATX	sprt utl veh	5	2014	289,900	MXP
JEEP	PATRIOT	2.4 SPORT FWD MTX	sprt utl veh	5	2014	273,900	MXP
JEEP	WRANGLER	3.6 RUBICON 4WD AUTO	sprt utl veh	3	2014	524,900	MXP
JEEP	WRANGLER	3.6 SAHARA 4WD AUTO	sprt utl veh	3	2014	494,900	MXP
JEEP	WRANGLER	3.6 SPORT 4WD MANUAL CON TOLDO DURO Y AC	sprt utl veh	3	2014	424,900	MXP
JEEP	WRANGLER	3.6 UNLIMITED RUBICON 4WD AT	sprt utl veh	5	2014	570,900	MXP
JEEP	WRANGLER	3.6 UNLIMITED SAHARA 4WD AUTO	sprt utl veh	5	2014	544,900	MXP
JEEP	WRANGLER	3.6 UNLIMITED SPORT 4WD AUTO	sprt utl veh	5	2014	459,900	MXP
LAND ROVER	DEFENDER	2.2 110 SE PREMIUM MT 4WD	sprt utl veh	5	2014	65,900	USD
LAND ROVER	DEFENDER	2.2 90 SE PREMIUM MT 4WD	sprt utl veh	3	2014	58,900	USD
LAND ROVER	LR2	2.0 HSE AT 4WD	sprt utl veh	5	2014	56,900	USD
LAND ROVER	LR2	2.0 SE AT 4WD	sprt utl veh	5	2014	50,900	USD



Lista de precios de vehículos ligeros

1a. Qna. de julio de 2014.							
Marca	Modelo	Version	Tipo	Puertas	Año	Precio lista	Moneda
LAND ROVER	RANGE ROVER	3.0 V6 HSE AT 4WD	sprt utl veh	5	2014	132,900	USD
LAND ROVER	RANGE ROVER	5.0 V8 AUTOBIOGRAPHY S/C AT 4WD	sprt utl veh	5	2014	199,900	USD
LAND ROVER	RANGE ROVER	5.0 V8 VOGUE SE S/C AT 4WD	sprt utl veh	5	2014	174,900	USD
LAND ROVER	RANGE ROVER EVOQUE	2.0 T DYNAMIC AT 4WD	sprt utl veh	5	2014	63,900	USD
LAND ROVER	RANGE ROVER EVOQUE	2.0 T DYNAMIC COUPE AT 4WD	sprt utl veh	3	2014	65,900	USD
LAND ROVER	RANGE ROVER EVOQUE	2.0 T PRESTIGE AT 4WD	sprt utl veh	5	2014	63,900	USD
LAND ROVER	RANGE ROVER EVOQUE	2.0 T PURE AT 4WD	sprt utl veh	5	2014	49,900	USD
LAND ROVER	RANGE ROVER EVOQUE	2.0 T PURE TECH AT 4WD	sprt utl veh	5	2014	57,900	USD
LAND ROVER	RANGE ROVER SPORT	5.0 V8 HSE	sprt utl veh	5	2013	84,900	USD
LAND ROVER	RANGE ROVER SPORT	5.0 V8 SUPERCHARGED AT 4WD	sprt utl veh	5	2014	132,900	USD
LAND ROVER	RANGE ROVER SPORT	5.0 V8 SUPERCHARGED AUTOBIOGRAPHY AT 4WD	sprt utl veh	5	2014	152,900	USD
LINCOLN	MARK LT	5.0 4WD AT	p-up	4	2014	692,200	MXP
LINCOLN	MARK LT	5.0 4X2 AT	p-up	4	2014	677,700	MXP
LINCOLN	MKS	3.5 V6 4WD ECOBOOST AT	sedan	4	2014	845,800	MXP
LINCOLN	MKX	3.7 PREMIUM AWD V6 AT PIEL	sprt utl veh	5	2014	701,200	MXP
LINCOLN	MKX	3.7 PREMIUM FWD V6 AT PIEL	sprt utl veh	5	2014	639,500	MXP
LINCOLN	MKZ	2.0 GTDI ELITE AT	sedan	4	2014	508,300	MXP
LINCOLN	MKZ	2.0 GTDI HIGH AT	sedan	4	2014	549,100	MXP
LINCOLN	MKZ	3.7 RESERVE V6 AT	sedan	4	2014	630,900	MXP
LINCOLN	MKZ	3.7 RESERVE W/TP V6 AT	sedan	4	2014	656,400	MXP
LINCOLN	NAVIGATOR	5.4 4WD ULTIMATE AT	sprt utl veh	5	2014	855,100	MXP
LINCOLN	NAVIGATOR	5.4 4X2 LIMITED AT	sprt utl veh	5	2014	810,000	MXP
LINCOLN	NAVIGATOR	5.4 4X2 ULTIMATE AT	sprt utl veh	5	2014	810,000	MXP
LINCOLN	NAVIGATOR	5.4 L EXECUTIVE 4X2 AT	sprt utl veh	5	2014	789,400	MXP
LINCOLN	NAVIGATOR	5.4 ULTIMATE L 4X2 AT	sprt utl veh	5	2014	857,400	MXP
MASERATI	GRANCABRIO	4.7 V8 SPORT	conv	2	2014	175,000	USD
MASERATI	GRANTURISMO	4.2 S AT	coupe	2	2014	162,000	USD
MASERATI	GRANTURISMO	4.7 S AUT AT	coupe	2	2014	154,000	USD
MASERATI	GRANTURISMO	4.7 V8 MC STRADALE	coupe	2	2014	189,900	USD
MASTRETTA	MXT	2.0 MT	coupe	2	2014	63,000	USD
MAZDA	CX-5	2.0 I AT 2WD	sprt utl veh	5	2015	324,900	MXP
MAZDA	CX-5	2.0 I GRAND TOURING 2WD AT	sprt utl veh	5	2015	382,900	MXP
MAZDA	CX-5	2.0 I SPORT AT 2WD	sprt utl veh	5	2015	350,900	MXP
MAZDA	CX-5	2.5 S GRAND TOURING 2WD AT	sprt utl veh	5	2015	410,900	MXP
MAZDA	CX-5	2.5 S GRAND TOURING AWD AT	sprt utl veh	5	2015	440,900	MXP
MAZDA	CX-9	3.7 GRAND TOURING 2WD AT	sprt utl veh	5	2014	521,900	MXP
MAZDA	CX-9	3.7 GRAND TOURING AWD CON QUEMACOCOS AT	sprt utl veh	5	2014	553,900	MXP
MAZDA	CX-9	3.7 SPORT 2WD AT	sprt utl veh	5	2014	430,900	MXP
MAZDA	MAZDA2	1.5 SPORT TA	hatchback	5	2014	198,900	MXP
MAZDA	MAZDA2	1.5 TOURING TA	hatchback	5	2014	218,900	MXP
MAZDA	MAZDA2	1.5 TOURING TM	hatchback	5	2014	208,900	MXP
MAZDA	MAZDA3	2.0 SEDAN I TA	sedan	4	2014	247,900	MXP
MAZDA	MAZDA3	2.0 SEDAN I TM	sedan	4	2014	236,900	MXP
MAZDA	MAZDA3	2.0 SEDAN I TOURING TA	sedan	4	2014	267,900	MXP
MAZDA	MAZDA3	2.0 SEDAN I TOURING TM	sedan	4	2014	256,900	MXP
MAZDA	MAZDA3	2.5 HATCHBACK S GT TA	hatchback	5	2014	328,900	MXP
MAZDA	MAZDA3	2.5 HATCHBACK S TA	hatchback	5	2014	292,900	MXP
MAZDA	MAZDA3	2.5 SEDÁN S GT TA	sedan	4	2014	328,900	MXP
MAZDA	MAZDA3	2.5 SEDÁN S TA	sedan	4	2014	292,900	MXP
MAZDA	MAZDA5	2.5 SPORT TA	mini MPV	5	2014	299,000	MXP
MAZDA	MAZDA6	2.5 I GRAND TOURING PLUS TA	sedan	4	2015	399,900	MXP
MAZDA	MAZDA6	2.5 I GRAND TOURING TA	sedan	4	2015	370,900	MXP
MAZDA	MAZDA6	2.5 I SPORT TA	sedan	4	2015	314,000	MXP
MAZDA	MX-5	2.0 GRANDTOURING POWER RETRAC. HT AT	conv	2	2015	395,500	MXP
MERCEDES	A-CLASS	1.6 A 180 CGI 7G-DCT	hatchback	5	2014	414,900	MXP
MERCEDES	A-CLASS	1.6 A 180 CGI MT	hatchback	5	2014	384,900	MXP



Lista de precios de vehículos ligeros

1a. Qna. de julio de 2014.							
Marca	Modelo	Version	Tipo	Puertas	Año	Precio lista	Moneda
MERCEDES	A-CLASS	1.6 A 200 CGI 7G-DCT	hatchback	5	2014	514,900	MXP
MERCEDES	A-CLASS	1.6 A 200 CGI MT	hatchback	5	2014	464,900	MXP
MERCEDES	A-CLASS	2.0 A 250 CGI SPORT 7G-DCT	hatchback	5	2014	577,900	MXP
MERCEDES	A-CLASS	2.0 A 45 AMG EDITION 1	hatchback	5	2014	849,900	MXP
MERCEDES	B-CLASS	1.6 B 180 CGI EXCLUSIVE 7G-DCT	mini MPV	5	2014	435,900	MXP
MERCEDES	C-CLASS	1.6 C 180 CGI AT	coupe	2	2014	529,900	MXP
MERCEDES	C-CLASS	1.6 C 180 CGI AT	sedan	4	2015	494,900	MXP
MERCEDES	C-CLASS	1.6 C 180 CGI MT	coupe	2	2014	506,900	MXP
MERCEDES	C-CLASS	2.0 C 200 CGI SPORT AT	sedan	4	2015	570,000	MXP
MERCEDES	C-CLASS	2.0 C 200 CGI SPORT AT	sedan	4	2015	549,000	MXP
MERCEDES	C-CLASS	1.8 C 250 CGI AT	coupe	2	2014	649,900	MXP
MERCEDES	C-CLASS	2.0 C 200 CGI SPORT AT	sedan	4	2015	679,000	MXP
MERCEDES	C-CLASS	3.5 C 350 CGI AT	coupe	2	2014	824,900	MXP
MERCEDES	C-CLASS	3.5 C 350 SPORT AT	sedan	4	2014	734,900	MXP
MERCEDES	C-CLASS	6.2 C 63 AMG AT	coupe	2	2013	1,259,900	MXP
MERCEDES	C-CLASS	6.2 C 63 AMG AT	sedan	4	2013	1,249,900	MXP
MERCEDES	C-CLASS	6.2 C 63 AMG EDITION 507	sedan	4	2014	1,399,000	MXP
MERCEDES	C-CLASS	6.2 C 63 AMG EDITION 507 COUPE AUTO	coupe	2	2014	1,439,000	MXP
MERCEDES	CLA-CLASS	1.6 CLA 200 CGI SPORT AT	sedan	4	2014	489,900	MXP
MERCEDES	CLA-CLASS	2.0 CLA 250 CGI SPORT AT	sedan	4	2014	599,900	MXP
MERCEDES	CLA-CLASS	2.0 CLA 250 CGI SPORT EDITION 1 AT	sedan	4	2014	669,900	MXP
MERCEDES	CLS-CLASS	3.5 CLS 350 CGI AT	sedan	4	2014	1,019,000	MXP
MERCEDES	CLS-CLASS	4.7 CLS 500 CGI BITURBO AT	sedan	4	2014	1,369,000	MXP
MERCEDES	CLS-CLASS	5.5 CLS 63 AMG BITURBO AT	sedan	4	2014	1,869,000	MXP
MERCEDES	E-CLASS	1.8 250 AT	coupe	2	2014	789,900	MXP
MERCEDES	E-CLASS	2.0 E 200 CGI EXCLUSIVE AT	sedan	4	2014	679,900	MXP
MERCEDES	E-CLASS	2.0 E 250 CGI AVANTGARDE AT	sedan	4	2014	769,900	MXP
MERCEDES	E-CLASS	3.0 E 400 CGI SPORT AT	sedan	4	2014	1,010,000	MXP
MERCEDES	E-CLASS	3.5 350 AT	coupe	2	2013	929,900	MXP
MERCEDES	E-CLASS	3.5 E 350 CGI 7G TRONIC	conv	2	2013	1,034,900	MXP
MERCEDES	E-CLASS	4.7 E 500 CGI BITURBO AT	sedan	4	2014	1,314,000	MXP
MERCEDES	E-CLASS	5.5 500 AT	coupe	2	2014	1,299,900	MXP
MERCEDES	E-CLASS	5.5 E 500 CGI 7G TRONIC	conv	2	2014	1,344,900	MXP
MERCEDES	E-CLASS	5.5 E 63 AMG BITURBO AT	sedan	4	2014	1,914,000	MXP
MERCEDES	G-CLASS	5.5 G 500 4WD AT	sprt utl veh	5	2014	1,890,000	MXP
MERCEDES	G-CLASS	5.5 G 500 CONVERTIBLE 4WD AT	sprt utl veh	3	2013	1,819,900	MXP
MERCEDES	G-CLASS	5.5 G 63 AMG AT	sprt utl veh	5	2014	2,650,000	MXP
MERCEDES	G-CLASS	6.0 G 65 AMG AT	sprt utl veh	5	2014	4,129,900	MXP
MERCEDES	GL-CLASS	4.7 GL 500 CGI BITURBO 4WD AT	sprt utl veh	5	2014	1,490,000	MXP
MERCEDES	GL-CLASS	5.5 GL 63 AMG BITUBO 4WD AT	sprt utl veh	5	2013	1,969,900	MXP
MERCEDES	GLK-CLASS	3.5 GLK 300 CGI OFF ROAD 4WD AT	sprt utl veh	5	2014	594,900	MXP
MERCEDES	GLK-CLASS	3.5 GLK 300 CGI PAQ SPORT OFFROAD 4WD AT	sprt utl veh	5	2014	664,900	MXP
MERCEDES	GLK-CLASS	3.5 GLK 350 CGI SPORT 4WD AT	sprt utl veh	5	2014	819,900	MXP
MERCEDES	M-CLASS	3.5 ML 350 CGI 4MATIC BLUEEFFICIENCY AT	sprt utl veh	5	2013	869,900	MXP
MERCEDES	M-CLASS	3.5 ML 350 CGI SPORT AMG AT	sprt utl veh	5	2014	959,900	MXP
MERCEDES	M-CLASS	4.7 ML 500 CGI BITURBO 4WD AT	sprt utl veh	5	2014	1,195,000	MXP
MERCEDES	M-CLASS	5.5 ML 63 AMG BITURBO 4WD AT	sprt utl veh	5	2014	1,590,000	MXP
MERCEDES	R-CLASS	3.5 R 350 L 4WD AT	MV	5	2013	849,900	MXP
MERCEDES	S-CLASS	3.5 S 350 L CGI AT	sedan	4	2013	1,374,900	MXP
MERCEDES	S-CLASS	4.6 S 500 L CGI AT	sedan	4	2014	2,230,000	MXP
MERCEDES	S-CLASS	5.5 S 600 L AT	sedan	4	2013	2,369,900	MXP
MERCEDES	SL-CLASS	4.7 SL 500 CGI AT	conv	2	2014	2,049,900	MXP
MERCEDES	SL-CLASS	5.5 SL 63 AMG BITURBO AT	conv	2	2014	2,639,900	MXP
MERCEDES	SL-CLASS	6.0 SL 65 AMG AT	conv	2	2014	3,399,900	MXP
MERCEDES	SLK-CLASS	1.8 SLK 200 CGI AT	conv	2	2014	739,900	MXP
MERCEDES	SLK-CLASS	3.5 SLK 350 CGI AT	conv	2	2014	929,900	MXP



Lista de precios de vehículos ligeros

1a. Qna. de julio de 2014.							
Marca	Modelo	Version	Tipo	Puertas	Año	Precio lista	Moneda
MERCEDES	SLK-CLASS	5.5 SLK 55 AMG AT	conv	2	2014	1,369,900	MXP
MERCEDES	SLK-CLASS	5.5 SLK 55 AMG EDITION 1 AT	conv	2	2013	1,491,900	MXP
MERCEDES	SLS AMG	6.2 V8 MT	conv	2	2014	3,699,900	MXP
MERCEDES	SLS AMG	6.2 V8 MT	coupe	2	2014	3,449,900	MXP
MERCEDES	SPRINTER	2.1 CARGO ELWB MT 4.5T	cargo van	4	2012	638,900	MXP
MERCEDES	SPRINTER	2.1 CARGO ELWB MT 5.0T	cargo van	4	2012	647,900	MXP
MERCEDES	SPRINTER	2.1 CARGO LWB MT 3.88T	cargo van	4	2012	596,900	MXP
MERCEDES	SPRINTER	2.1 CARGO MWB MT 3.88T	cargo van	4	2012	434,900	MXP
MERCEDES	SPRINTER	2.1 CARGO MWB MT 4.5T	cargo van	4	2012	555,900	MXP
MERCEDES	SPRINTER	2.1 CARGO MWB MT 5.0T	cargo van	4	2012	565,900	MXP
MERCEDES	SPRINTER	2.1 CHASIS CABINA 315 CDI SWB	chass cab	2	2012	444,900	MXP
MERCEDES	SPRINTER	2.1 CHASIS CABINA 415 CDI MWB	chass cab	2	2012	483,900	MXP
MERCEDES	SPRINTER	2.1 CHASIS CABINA 515 CDI LWB	chass cab	2	2012	502,900	MXP
MERCEDES	SPRINTER	2.1 CHASIS CREW CAB 515 CDI LWB	chass cab	4	2012	512,900	MXP
MERCEDES	SPRINTER	2.1 PASAJE PERSONAL ELWB 4.5T	passenger van	4	2012	722,900	MXP
MERCEDES	SPRINTER	2.1 PASAJE PERSONAL ELWB 5.0T	passenger van	4	2012	731,900	MXP
MERCEDES	SPRINTER	2.1 PASAJE PERSONAL LWB 4.5T	passenger van	4	2012	705,900	MXP
MERCEDES	SPRINTER	2.1 PASAJE PERSONAL LWB 5.0T	passenger van	4	2012	713,900	MXP
MERCEDES	SPRINTER	2.1 PASAJE PERSONAL LWB MT 3.88T	passenger van	4	2012	679,900	MXP
MERCEDES	SPRINTER	2.1 PASAJE PERSONAL MWB MT 3.88T	passenger van	4	2012	581,900	MXP
MERCEDES	SPRINTER	2.1 PASAJE URBANO ELWB 4.5T	passenger van	4	2012	641,900	MXP
MERCEDES	SPRINTER	2.1 PASAJE URBANO ELWB 5.0T	passenger van	4	2012	649,900	MXP
MERCEDES	SPRINTER	2.1 PASAJE URBANO LWB 4.5T	passenger van	4	2012	623,900	MXP
MERCEDES	SPRINTER	2.1 PASAJE URBANO LWB 5.0T	passenger van	4	2012	632,900	MXP
MERCEDES	SPRINTER	2.1 PASAJE URBANO LWB MT 3.88T	passenger van	4	2012	598,900	MXP
MERCEDES	SPRINTER	2.1 PASAJE URBANO MWB MT 3.88T	passenger van	4	2012	527,900	MXP
MERCEDES	SPRINTER	2.1 WAGON PERSONAL LWB MT 3.88T	passenger van	4	2012	686,900	MXP
MERCEDES	SPRINTER	2.1 WAGON VIP MWB MT 3.88T	passenger van	4	2012	625,900	MXP
MERCEDES	SPRINTER	2.1L AMBULANCIA MWB MT 3.88T	cargo van	4	2012	483,900	MXP
MERCEDES	SPRINTER	2.1L AMBULANCIA SWB MT 3.88T	cargo van	4	2012	451,900	MXP
MERCEDES	VITO	2.1 CONFORT SWB	passenger van	4	2012	431,900	MXP
MERCEDES	VITO	2.1 CONFORT VIP SWB	passenger van	4	2012	541,900	MXP
MERCEDES	VITO	2.1 L CARGO VAN A2 SWB BASICA	cargo van	4	2012	374,900	MXP
MINI	COUNTRYMAN	1.6 COOPER S CHILI AT	hatchback	5	2014	475,000	MXP
MINI	COUNTRYMAN	1.6 COOPER S CHILI MT	hatchback	5	2014	455,000	MXP
MINI	COUNTRYMAN	1.6 COOPER S HOT CHILI AT 4WD	hatchback	5	2014	529,500	MXP
MINI	COUNTRYMAN	1.6 COOPER S HOT CHILI MT 4WD	hatchback	5	2014	509,500	MXP
MINI	COUNTRYMAN	1.6 COOPER S HOT CHILI AT	hatchback	5	2014	508,000	MXP
MINI	COUNTRYMAN	1.6 COOPER S HOT CHILI MT	hatchback	5	2014	488,000	MXP
MINI	COUNTRYMAN	1.6 COOPER S SALT AT	hatchback	5	2014	411,500	MXP
MINI	COUNTRYMAN	1.6 COOPER S SALT MT	hatchback	5	2014	391,500	MXP
MINI	COUNTRYMAN	1.6 COUNTRYMAN JCW HOT CHILI AT 4WD	hatchback	5	2014	616,000	MXP
MINI	COUNTRYMAN	1.6 COUNTRYMAN JCW HOT CHILI MT 4WD	hatchback	5	2014	596,000	MXP
MINI	COUNTRYMAN	1.6 COUNTRYMAN JCW SALT AT 4WD	hatchback	5	2014	582,000	MXP
MINI	COUNTRYMAN	1.6 COUNTRYMAN JCW SALT MT 4WD	hatchback	5	2014	562,000	MXP
MINI	MINI	1.6 CONVERTIBLE JOHN COOPER WORKS AT	conv	2	2014	535,000	MXP
MINI	MINI	1.6 COOPER ALL BLACK	hatchback	3	2013	318,500	MXP
MINI	MINI	1.6 COOPER ALL BLACK AT	hatchback	3	2013	338,000	MXP
MINI	MINI	1.6 COOPER BAKER STREET	hatchback	3	2013	331,500	MXP
MINI	MINI	1.6 COOPER BAKER STREET AT	hatchback	3	2013	351,500	MXP
MINI	MINI	1.6 COOPER BAYSWATER	hatchback	3	2013	370,000	MXP
MINI	MINI	1.6 COOPER BAYSWATER AT	hatchback	3	2013	389,500	MXP
MINI	MINI	1.5 COOPER CHILI	hatchback	3	2014	330,000	MXP
MINI	MINI	1.5 COOPER CHILI AT	hatchback	3	2014	350,000	MXP
MINI	MINI	1.6 COOPER CLASSIC	hatchback	3	2013	267,000	MXP
MINI	MINI	1.6 COOPER CLASSIC AT	hatchback	3	2013	287,000	MXP



Lista de precios de vehículos ligeros

1a. Qna. de julio de 2014.							
Marca	Modelo	Version	Tipo	Puertas	Año	Precio lista	Moneda
MINI	MINI	1.6 COOPER CONVERTIBLE JOHN COOPER WORKS	conv	2	2014	515,000	MXP
MINI	MINI	1.6 COOPER CONVERTIBLE PEPPER AT	conv	2	2014	451,500	MXP
MINI	MINI	1.6 COOPER CONVERTIBLE PEPPER MT	conv	2	2014	431,500	MXP
MINI	MINI	1.6 COOPER CONVERTIBLE S HIGHGATE AT	conv	2	2014	504,900	MXP
MINI	MINI	1.6 COOPER CONVERTIBLE S HIGHGATE MT	conv	2	2014	484,900	MXP
MINI	MINI	1.6 COOPER COUPE JOHN COOPER WORKS	coupe	3	2014	500,000	MXP
MINI	MINI	1.6 COOPER COUPE S CHILI AT	coupe	3	2014	445,000	MXP
MINI	MINI	1.6 COOPER COUPE S CHILI MT	coupe	3	2014	425,000	MXP
MINI	MINI	1.6 COOPER COUPE S HOT CHILI AT	coupe	3	2014	474,000	MXP
MINI	MINI	1.6 COOPER COUPE S HOT CHILI MT	coupe	3	2014	454,000	MXP
MINI	MINI	1.5 COOPER PEPPER	hatchback	3	2014	379,000	MXP
MINI	MINI	1.5 COOPER PEPPER AT	hatchback	3	2014	399,000	MXP
MINI	MINI	1.6 COOPER ROADSTER JOHN COOPER WORKS	conv	2	2014	539,500	MXP
MINI	MINI	1.6 COOPER ROADSTER S CHILI AT	conv	2	2014	496,000	MXP
MINI	MINI	1.6 COOPER ROADSTER S CHILI MT	conv	2	2014	476,000	MXP
MINI	MINI	1.6 COOPER ROADSTER S HOT CHILI AT	conv	2	2014	531,000	MXP
MINI	MINI	1.6 COOPER ROADSTER S HOT CHILI MT	conv	2	2014	511,000	MXP
MINI	MINI	1.6 COOPER S ALL BLACK	hatchback	3	2013	403,000	MXP
MINI	MINI	1.6 COOPER S ALL BLACK AT	hatchback	3	2013	423,000	MXP
MINI	MINI	1.6 COOPER S BAYSWATER	hatchback	3	2013	417,300	MXP
MINI	MINI	1.6 COOPER S BAYSWATER AT	hatchback	3	2013	437,300	MXP
MINI	MINI	2.0 COOPER S CHILI	hatchback	3	2014	395,000	MXP
MINI	MINI	2.0 COOPER S CHILI AT	hatchback	3	2014	415,000	MXP
MINI	MINI	1.6 COOPER S CLUBMAN AT	wagon	4	2014	444,000	MXP
MINI	MINI	1.6 COOPER S CLUBMAN MT	wagon	4	2014	424,000	MXP
MINI	MINI	1.6 COOPER S CONVERTIBLE HOT CHILI	conv	2	2014	489,000	MXP
MINI	MINI	1.6 COOPER S CONVERTIBLE HOT CHILI AT	conv	2	2014	509,000	MXP
MINI	MINI	2.0 COOPER S HOT CHILI	hatchback	3	2014	440,000	MXP
MINI	MINI	2.0 COOPER S HOT CHILI AT	hatchback	3	2014	460,000	MXP
MINI	MINI	1.6 COOPER S REDCLIFFE	hatchback	3	2013	380,900	MXP
MINI	MINI	1.6 COOPER S REDCLIFFE AT	hatchback	3	2013	400,400	MXP
MINI	MINI	2.0 COOPER S SALT	hatchback	3	2014	340,000	MXP
MINI	MINI	2.0 COOPER S SALT AT	hatchback	3	2014	360,000	MXP
MINI	MINI	1.5 COOPER SALT	hatchback	3	2014	295,000	MXP
MINI	MINI	1.5 COOPER SALT AT	hatchback	3	2014	315,000	MXP
MINI	MINI	1.6 COUPE JOHN COOPER WORKS AT	coupe	3	2014	520,000	MXP
MINI	MINI	1.6 JOHN COOPER WORKS	hatchback	3	2013	460,000	MXP
MINI	MINI	1.6 JOHN COOPER WORKS CHILI AT	hatchback	3	2013	480,000	MXP
MINI	MINI	1.6 JOHN COOPER WORKS HOT CHILI AT	hatchback	3	2013	517,500	MXP
MINI	MINI	1.6 JOHN COOPER WORKS HOT CHILI MT	hatchback	3	2013	497,500	MXP
MINI	MINI	1.6 JOHN COOPER WORKS SILVER BULLET AT	hatchback	3	2013	535,600	MXP
MINI	MINI	1.6 JOHN COOPER WORKS SILVER BULLET MT	hatchback	3	2013	516,100	MXP
MINI	MINI	1.6 ROADSTER JOHN COOPER WORKS AT	conv	2	2014	559,500	MXP
MINI	PACEMAN	1.6 PACEMAN JOHN COOPER WORKS AT 4WD	hatchback	3	2014	632,000	MXP
MINI	PACEMAN	1.6 PACEMAN JOHN COOPER WORKS MT 4WD	hatchback	3	2014	612,000	MXP
MINI	ASX	2.0 ES CVT	sprt utl veh	5	2014	319,400	MXP
MINI	ASX	2.0 SE CVT	sprt utl veh	5	2014	350,400	MXP
MINI	ASX	2.0 SE PLUS CVT	sprt utl veh	5	2014	392,400	MXP
MINI	L200	2.4 GASOLINA DOBLE CABINA 2WD	p-up	4	2015	294,900	MXP
MINI	L200	2.5 DIESEL DOBLE CABINA 4WD	p-up	4	2015	354,900	MXP
MINI	LANCER	2.0 DE ABS & AC	sedan	4	2014	224,900	MXP
MINI	LANCER	2.0 ES CVT	sedan	4	2014	264,900	MXP
MINI	LANCER	2.0 ES MT	sedan	4	2014	254,900	MXP
MINI	LANCER	2.0 EVOLUTION X 4WD	sedan	4	2014	649,900	MXP
MINI	LANCER	2.4 GTS SUN & SOUND	sedan	4	2014	298,900	MXP
MINI	MONTERO	3.8 LIMITED CON QUEMACOCOS	sprt utl veh	5	2014	540,900	MXP



Lista de precios de vehículos ligeros

1a. Qna. de julio de 2014.							
Marca	Modelo	Version	Tipo	Puertas	Año	Precio lista	Moneda
MITSUBISHI	MONTERO SPORT	3.0 SUN & SOUND AT	sprt utl veh	5	2014	465,900	MXP
MITSUBISHI	OUTLANDER	2.4 ES AT	sprt utl veh	5	2014	338,900	MXP
MITSUBISHI	OUTLANDER	2.4 SE AT	sprt utl veh	5	2014	364,900	MXP
MITSUBISHI	OUTLANDER	2.4 LIMITED	sprt utl veh	5	2014	416,900	MXP
NISSAN	370Z	3.7 TOURING AT	coupe	3	2014	687,200	MXP
NISSAN	370Z	3.7 TOURING MT	coupe	3	2014	676,200	MXP
NISSAN	ALTIMA	2.5 ADVANCE CVT	sedan	4	2015	350,601	MXP
NISSAN	ALTIMA	2.5 ADVANCE NAVI CVT	sedan	4	2015	376,301	MXP
NISSAN	ALTIMA	2.5 SENSE CVT	sedan	4	2015	322,501	MXP
NISSAN	ALTIMA	3.5 EXCLUSIVE CVT	sedan	4	2015	420,701	MXP
NISSAN	ARMADA	5.6 ADVANCE AT	sprt utl veh	5	2014	607,401	MXP
NISSAN	ARMADA	5.6 EXCLUSIVE AT 4WD	sprt utl veh	5	2014	673,100	MXP
NISSAN	CABSTAR	2.5 3.8 ESTANDAR	chass cab	2	2014	441,001	MXP
NISSAN	CABSTAR	2.5 3.8 ESTANDAR AC	chass cab	2	2014	456,008	MXP
NISSAN	CABSTAR	2.5 3.8 EXTENDIDO	chass cab	2	2014	447,701	MXP
NISSAN	CABSTAR	2.5 3.8 EXTENDIDO AC	chass cab	2	2014	462,702	MXP
NISSAN	FRONTIER	2.4 CREW CAB LE VERSION ESPECIAL	p-up	4	2014	310,001	MXP
NISSAN	FRONTIER	2.4 CREW CAB XE VERSION ESPECIAL	p-up	4	2014	257,503	MXP
NISSAN	FRONTIER	4.0 CREW CAB PRO 4X AT 4WD	p-up	4	2014	435,801	MXP
NISSAN	FRONTIER	4.0 CREW CAB PRO 4X AT	p-up	4	2014	397,601	MXP
NISSAN	JUKE	1.6 ADVANCE CVT	sprt utl veh	5	2014	331,013	MXP
NISSAN	JUKE	1.6 EXCLUSIVE CVT	sprt utl veh	5	2014	342,513	MXP
NISSAN	JUKE	1.6 EXCLUSIVE MT	sprt utl veh	5	2014	324,513	MXP
NISSAN	MARCH	1.6 ADVANCE AT	hatchback	5	2015	183,400	MXP
NISSAN	MARCH	1.6 ADVANCE MT	hatchback	5	2015	169,300	MXP
NISSAN	MARCH	1.6 SENSE AT	hatchback	5	2015	165,201	MXP
NISSAN	MARCH	1.6 SENSE MT	hatchback	5	2015	151,201	MXP
NISSAN	MAXIMA	3.5 EXCLUSIVE CVT	sedan	4	2014	512,000	MXP
NISSAN	MAXIMA	3.5 SR CVT	sedan	4	2014	502,501	MXP
NISSAN	MURANO	3.5 EXCLUSIVE CVT	sprt utl veh	5	2014	531,801	MXP
NISSAN	MURANO	3.5 EXCLUSIVE CVT 4WD	sprt utl veh	5	2014	570,101	MXP
NISSAN	NOTE	1.6 ADVANCE CVT	hatchback	5	2015	247,800	MXP
NISSAN	NOTE	1.6 ADVANCE MT	hatchback	5	2015	234,201	MXP
NISSAN	NOTE	1.6 SENSE CVT	hatchback	5	2015	225,600	MXP
NISSAN	NOTE	1.6 SENSE MT	hatchback	5	2015	212,000	MXP
NISSAN	NV	4.0 NV 2500 V6 TOLDO ALTO AT	cargo van	4	2014	434,600	MXP
NISSAN	NV350 URVAN	2.5 12 PAS A/A PAQ SEG T/M	passenger van	4	2015	377,901	MXP
NISSAN	NV350 URVAN	2.5 12 PAS A/A T/M	passenger van	4	2015	370,601	MXP
NISSAN	NV350 URVAN	2.5 15 PAS AMPLIA 4 VENTANAS T/M	passenger van	4	2014	389,802	MXP
NISSAN	NV350 URVAN	2.5 15 PAS AMPLIA A/A PAQ SEG T/M	passenger van	4	2015	417,501	MXP
NISSAN	NV350 URVAN	2.5 15 PAS AMPLIA A/A T/M	passenger van	4	2015	410,201	MXP
NISSAN	NV350 URVAN	2.5 15 PAS AMPLIA DIESEL A/A PAQ T/M	passenger van	4	2014	445,102	MXP
NISSAN	NV350 URVAN	2.5 15 PAS AMPLIA DIESEL A/A T/M	passenger van	4	2015	442,701	MXP
NISSAN	NV350 URVAN	2.5 15 PAS AMPLIA T/M	passenger van	4	2014	389,802	MXP
NISSAN	NV350 URVAN	2.5 PANEL 4 VENTANAS AMPLIA DIESEL T/M	cargo van	4	2014	378,501	MXP
NISSAN	NV350 URVAN	2.5 PANEL 4 VENTANAS AMPLIA T/M	cargo van	4	2014	348,401	MXP
NISSAN	NV350 URVAN	2.5 PANEL 4 VENTANAS DIESEL T/M	cargo van	4	2014	352,601	MXP
NISSAN	NV350 URVAN	2.5 PANEL 4 VENTANAS T/M	cargo van	4	2015	325,401	MXP
NISSAN	NV350 URVAN	2.5 PANEL AMPLIA A/A T/M	cargo van	4	2015	347,708	MXP
NISSAN	NV350 URVAN	2.5 PANEL AMPLIA DIESEL A/A T/M	cargo van	4	2014	375,400	MXP
NISSAN	NV350 URVAN	2.5 PANEL AMPLIA DIESEL PAQ SEG T/M	cargo van	4	2014	374,601	MXP
NISSAN	NV350 URVAN	2.5 PANEL AMPLIA DIESEL T/M	cargo van	4	2014	367,400	MXP
NISSAN	NV350 URVAN	2.5 PANEL AMPLIA PAQ SEG T/M	cargo van	4	2014	343,701	MXP
NISSAN	NV350 URVAN	2.5 PANEL AMPLIA T/M	cargo van	4	2015	339,607	MXP
NISSAN	NV350 URVAN	2.5 PANEL VENTANAS AMPLIA DIESEL T/M	cargo van	4	2014	378,501	MXP
NISSAN	NV350 URVAN	2.5 PANEL VENTANAS AMPLIA T/M	cargo van	4	2015	350,702	MXP



Lista de precios de vehículos ligeros

1a. Qna. de julio de 2014.							
Marca	Modelo	Version	Tipo	Puertas	Año	Precio lista	Moneda
NISSAN	NV350 URVAN	2.5 PANEL VENTANAS DIESEL T/M	cargo van	4	2014	352,601	MXP
NISSAN	NV350 URVAN	2.5 PANEL VENTANAS T/M	cargo van	4	2014	314,000	MXP
NISSAN	PATHFINDER	3.5 ADVANCE AT	sprt utl veh	5	2014	515,101	MXP
NISSAN	PATHFINDER	3.5 EXCLUSIVE AT 4WD	sprt utl veh	5	2014	586,700	MXP
NISSAN	PATHFINDER	3.5 EXCLUSIVE AT	sprt utl veh	5	2014	560,301	MXP
NISSAN	PATHFINDER	3.5 SENSE AT	sprt utl veh	5	2014	459,301	MXP
NISSAN	PICKUP	2.4 CHASIS CAB TM DH PAQ. SEG.	chass cab	2	2014	206,766	MXP
NISSAN	PICKUP	2.4 CHASIS CAB TM DH VERSION ESPECIAL	chass cab	2	2014	197,065	MXP
NISSAN	PICKUP	2.4 CHASIS CAB TM VERSION ESPECIAL	chass cab	2	2014	190,517	MXP
NISSAN	PICKUP	2.4 DOBLE CABINA LUJO TM VERSION ESP	p-up	4	2014	256,770	MXP
NISSAN	PICKUP	2.4 DOBLE CABINA TIPICA TM AC AUDIO V/E	p-up	4	2014	248,010	MXP
NISSAN	PICKUP	2.4 DOBLE CABINA TIPICA TM VERSION ESP	p-up	4	2014	226,378	MXP
NISSAN	PICKUP	2.4 ESTACAS TM DH PAQ. SEG.	chass cab	2	2014	214,304	MXP
NISSAN	PICKUP	2.4 ESTACAS TM DH VERSION ESPECIAL	chass cab	2	2014	204,504	MXP
NISSAN	PICKUP	2.4 PICK UP TM DH VERSION ESPECIAL	p-up	2	2014	210,595	MXP
NISSAN	PICKUP	2.5 CHASIS CAB DIESEL AC VERS ESP MT 4WD	chass cab	2	2014	287,641	MXP
NISSAN	PICKUP	2.5 CHASIS CAB DIESEL VERSION ESP MT 4WD	chass cab	2	2014	270,500	MXP
NISSAN	PICKUP	2.5 CHASIS CAB DIESEL MT AC PAQ. SEG.	chass cab	2	2014	276,474	MXP
NISSAN	PICKUP	2.5 CHASIS CAB DIESEL MT AC VERS ESP	chass cab	2	2014	268,227	MXP
NISSAN	PICKUP	2.5 CHASIS CAB DIESEL MT VERSION ESP	chass cab	2	2014	252,518	MXP
NISSAN	PICKUP	2.5 DOBLE CABINA VERS ESP MT 4WD	p-up	4	2014	274,302	MXP
NISSAN	PICKUP	2.5 DOBLE CABINA DIESEL VERS ESP MT 4WD	p-up	4	2014	326,273	MXP
NISSAN	PICKUP	2.5 PICK UP DIESEL AC VERSION ESP MT 4WD	p-up	2	2014	305,202	MXP
NISSAN	PICKUP	2.5 PICK UP DIESEL VERSION ESP MT 4WD	p-up	2	2014	289,714	MXP
NISSAN	PICKUP	2.5 PICK UP MT DIESEL AC VERSION ESP	p-up	2	2014	284,426	MXP
NISSAN	PICKUP	2.5 PICK UP MT DIESEL VERSION ESP	p-up	2	2014	268,243	MXP
NISSAN	ROGUE	2.5 ADVANCE CVT	sprt utl veh	5	2014	357,800	MXP
NISSAN	ROGUE	2.5 EXCLUSIVE CVT 4WD	sprt utl veh	5	2014	389,301	MXP
NISSAN	ROGUE	2.5 SENSE CVT	sprt utl veh	5	2014	329,500	MXP
NISSAN	SENTRA	1.8 ADVANCE CVT	sedan	4	2015	255,100	MXP
NISSAN	SENTRA	1.8 ADVANCE MT	sedan	4	2015	240,500	MXP
NISSAN	SENTRA	1.8 EXCLUSIVE CVT	sedan	4	2015	277,001	MXP
NISSAN	SENTRA	1.8 EXCLUSIVE NAVI CVT	sedan	4	2015	301,001	MXP
NISSAN	SENTRA	1.8 SENSE CVT	sedan	4	2015	240,101	MXP
NISSAN	SENTRA	1.8 SENSE MT	sedan	4	2015	225,601	MXP
NISSAN	SENTRA	1.8 SR CVT	sedan	4	2015	267,101	MXP
NISSAN	SENTRA	1.8 SR NAVI CVT	sedan	4	2015	291,201	MXP
NISSAN	TIIDA	1.6 DRIVE MT AC	sedan	4	2015	166,409	MXP
NISSAN	TIIDA	1.8 ADVANCE AT	sedan	4	2015	204,253	MXP
NISSAN	TIIDA	1.8 ADVANCE MT	sedan	4	2015	189,194	MXP
NISSAN	TIIDA	1.8 SENSE AT	sedan	4	2015	193,003	MXP
NISSAN	TIIDA	1.8 SENSE MT	sedan	4	2015	177,642	MXP
NISSAN	TITAN	5.6 CREW CAB PRO-4X AT 4WD	p-up	4	2014	545,401	MXP
NISSAN	TITAN	5.6 CREW CAB S AT 4WD	p-up	4	2014	403,901	MXP
NISSAN	TITAN	5.6 CREW CAB S AT	p-up	4	2014	375,401	MXP
NISSAN	TITAN	5.6 CREW CAB SL TEXAS AT 4WD	p-up	4	2014	588,002	MXP
NISSAN	TSURU	1.6 GSI MILLON Y MEDIO TM	sedan	4	2015	142,920	MXP
NISSAN	TSURU	1.6 GSI TM	sedan	4	2015	139,799	MXP
NISSAN	TSURU	1.6 GSII TM	sedan	4	2015	159,098	MXP
NISSAN	VERSA	1.6 ADVANCE TA AC	sedan	4	2015	210,101	MXP
NISSAN	VERSA	1.6 ADVANCE TM AC	sedan	4	2015	197,501	MXP
NISSAN	VERSA	1.6 EXCLUSIVE TA AC	sedan	4	2015	222,500	MXP
NISSAN	VERSA	1.6 SENSE TA AC	sedan	4	2015	197,601	MXP
NISSAN	VERSA	1.6 SENSE TM AC	sedan	4	2015	183,101	MXP
NISSAN	X-TRAIL	2.5 ADVANCE CVT	sprt utl veh	5	2014	347,401	MXP
NISSAN	X-TRAIL	2.5 ADVANCE PIEL CVT	sprt utl veh	5	2014	364,501	MXP



Lista de precios de vehículos ligeros

1a. Qna. de julio de 2014.							
Marca	Modelo	Version	Tipo	Puertas	Año	Precio lista	Moneda
NISSAN	X-TRAIL	2.5 BLUE EDITION CVT	sprt utl veh	5	2014	385,101	MXP
NISSAN	X-TRAIL	2.5 EXCLUSIVE CVT 4WD	sprt utl veh	5	2014	397,601	MXP
NISSAN	X-TRAIL	2.5 SENSE CVT	sprt utl veh	5	2014	313,301	MXP
PEUGEOT	207	1.6 TURBO CC PIEL ROLAND GARROS MT	conv	2	2014	371,900	MXP
PEUGEOT	208	1.6 ACTIVE MT	hatchback	5	2014	199,900	MXP
PEUGEOT	208	1.6 ALLURE MT	hatchback	5	2015	225,900	MXP
PEUGEOT	208	1.6 ALLURE MT	hatchback	3	2014	215,900	MXP
PEUGEOT	208	1.6 ALLURE PACK MT	hatchback	5	2014	229,900	MXP
PEUGEOT	208	1.6 GT MT	hatchback	3	2014	339,900	MXP
PEUGEOT	3008	1.6 FELINE TIPTRONIC	hatchback	5	2015	386,900	MXP
PEUGEOT	3008	1.6 ROLAND GARROS TIPTRONIC	hatchback	5	2014	399,900	MXP
PEUGEOT	301	1.6 ACCESS MT	sedan	4	2015	184,900	MXP
PEUGEOT	301	1.6 ACTIVE MT	sedan	4	2014	192,900	MXP
PEUGEOT	301	1.6 ALLURE MT	sedan	4	2014	212,900	MXP
PEUGEOT	308	1.6 TURBO 5P AT	hatchback	5	2014	319,900	MXP
PEUGEOT	308	1.6 TURBO CC ROLAND GARROS AT	conv	2	2014	489,900	MXP
PEUGEOT	308	1.6 TURBO RC 5P MT	hatchback	5	2013	349,900	MXP
PEUGEOT	508	1.6 FELINE TIPTRONIC	sedan	4	2014	444,900	MXP
PEUGEOT	MANAGER	2.2 HDI FURGON 435 L2H2 BASE AC MT	cargo van	4	2013	394,900	MXP
PEUGEOT	MANAGER	3.0 HDI FURGON L4H2 BASE AC MT	cargo van	4	2014	514,900	MXP
PEUGEOT	PARTNER	1.6 HDI MAXI DIESEL NIVEL 2 MT	car van	4	2015	232,900	MXP
PEUGEOT	PARTNER	1.6 HDI TURBO TEPEE MT	mini MPV	5	2014	262,900	MXP
PEUGEOT	RCZ	1.6 THP MT	coupe	2	2014	564,900	MXP
PORSCHE	911	3.4 CARRERA 4 CABRIOLET MT	conv	2	2015	1,765,146	MXP
PORSCHE	911	3.4 CARRERA 4 CABRIOLET PDK	conv	2	2015	1,818,098	MXP
PORSCHE	911	3.4 CARRERA 4 COUPE MT	coupe	2	2015	1,567,381	MXP
PORSCHE	911	3.4 CARRERA 4 COUPE PDK	coupe	2	2015	1,620,140	MXP
PORSCHE	911	3.4 CARRERA CABRIOLET MT	conv	2	2015	1,693,391	MXP
PORSCHE	911	3.4 CARRERA CABRIOLET PDK	conv	2	2015	1,747,382	MXP
PORSCHE	911	3.4 CARRERA COUPE MT	coupe	2	2015	1,462,821	MXP
PORSCHE	911	3.4 CARRERA COUPE PDK	coupe	2	2015	1,515,701	MXP
PORSCHE	911	3.6 CARRERA BLACK EDITION CABRIOLET MT	conv	2	2012	125,000	USD
PORSCHE	911	3.6 CARRERA BLACK EDITION CABRIOLET PDK	conv	2	2012	129,000	USD
PORSCHE	911	3.6 CARRERA BLACK EDITION COUPE MT	coupe	2	2012	112,500	USD
PORSCHE	911	3.6 CARRERA BLACK EDITION COUPE PDK	coupe	2	2012	116,500	USD
PORSCHE	911	3.6 CARRERA EDICION ESPECIAL COUPE PDK	coupe	2	2012	99,800	USD
PORSCHE	911	3.6 TARGA 4 MT	coupe	2	2012	127,000	USD
PORSCHE	911	3.6 TARGA 4 PDK	coupe	2	2012	131,000	USD
PORSCHE	911	3.8 CARRERA 4S CABRIOLET MT	conv	2	2015	2,001,733	MXP
PORSCHE	911	3.8 CARRERA 4S CABRIOLET PDK	conv	2	2015	2,054,649	MXP
PORSCHE	911	3.8 CARRERA 4S COUPE MT	coupe	2	2015	1,813,282	MXP
PORSCHE	911	3.8 CARRERA 4S COUPE PDK	coupe	2	2015	1,866,346	MXP
PORSCHE	911	3.8 CARRERA GTS 4 CABRIOLET MT	conv	2	2012	163,000	USD
PORSCHE	911	3.8 CARRERA GTS 4 CABRIOLET PDK	conv	2	2012	167,000	USD
PORSCHE	911	3.8 CARRERA GTS 4 MT	coupe	2	2012	138,200	USD
PORSCHE	911	3.8 CARRERA GTS 4 PDK	coupe	2	2012	142,400	USD
PORSCHE	911	3.8 CARRERA GTS CABRIOLET MT	conv	2	2012	155,000	USD
PORSCHE	911	3.8 CARRERA GTS CABRIOLET PDK	conv	2	2012	159,000	USD
PORSCHE	911	3.8 CARRERA GTS COUPE MT	coupe	2	2012	130,200	USD
PORSCHE	911	3.8 CARRERA GTS COUPE PDK	coupe	2	2012	134,300	USD
PORSCHE	911	3.8 CARRERA S CABRIOLET MT	conv	2	2015	1,893,135	MXP
PORSCHE	911	3.8 CARRERA S CABRIOLET PDK	conv	2	2015	1,946,056	MXP
PORSCHE	911	3.8 CARRERA S COUPE MT	coupe	2	2015	1,707,293	MXP
PORSCHE	911	3.8 CARRERA S COUPE PDK	coupe	2	2015	1,760,388	MXP
PORSCHE	911	3.8 GT3 MT	coupe	2	2015	2,293,534	MXP
PORSCHE	911	3.8 TARGA 4S MT	coupe	2	2012	143,000	USD



Lista de precios de vehículos ligeros

1a. Qna. de julio de 2014.							
Marca	Modelo	Version	Tipo	Puertas	Año	Precio lista	Moneda
PORSCHE	911	3.8 TARGA 4S PDK	coupe	2	2012	147,000	USD
PORSCHE	911	3.8 TURBO CABRIOLET MT	conv	2	2013	189,550	USD
PORSCHE	911	3.8 TURBO CABRIOLET PDK	conv	2	2013	194,050	USD
PORSCHE	911	3.8 TURBO MT	coupe	2	2013	175,550	USD
PORSCHE	911	3.8 TURBO PDK	coupe	2	2015	2,505,646	MXP
PORSCHE	911	3.8 TURBO S CABRIOLET PDK	conv	2	2013	221,050	USD
PORSCHE	911	3.8 TURBO S COUPE PDK	coupe	2	2015	2,974,383	MXP
PORSCHE	BOXSTER	2.7 MT	conv	2	2015	923,605	MXP
PORSCHE	BOXSTER	2.7 PDK	conv	2	2015	966,086	MXP
PORSCHE	BOXSTER	3.4 S MT	conv	2	2015	1,067,743	MXP
PORSCHE	BOXSTER	3.4 S PDK	conv	2	2015	1,110,267	MXP
PORSCHE	CAYENNE	3.0 DIESEL TIPTRONIC	sprt utl veh	5	2014	79,100	USD
PORSCHE	CAYENNE	3.0 S HYBRID TIPTRONIC	sprt utl veh	5	2014	91,450	USD
PORSCHE	CAYENNE	3.6 V6	sprt utl veh	5	2014	75,650	USD
PORSCHE	CAYENNE	4.8 S TIPTRONIC	sprt utl veh	5	2014	94,100	USD
PORSCHE	CAYENNE	4.8 V8 GTS TIPTRONIC	sprt utl veh	5	2014	111,700	USD
PORSCHE	CAYENNE	4.8 V8 TURBO S TIPTRONIC	sprt utl veh	5	2014	186,500	USD
PORSCHE	CAYENNE	4.8 V8 TURBO TIPTRONIC	sprt utl veh	5	2014	145,200	USD
PORSCHE	CAYMAN	2.7 MT	coupe	3	2015	967,312	MXP
PORSCHE	CAYMAN	2.7 PDK	coupe	3	2015	1,010,670	MXP
PORSCHE	CAYMAN	3.4 S MT	coupe	3	2015	1,101,017	MXP
PORSCHE	CAYMAN	3.4 S PDK	coupe	3	2015	1,144,758	MXP
PORSCHE	PANAMERA	3.0 4S PDK	hatchback	5	2015	2,663,976	MXP
PORSCHE	PANAMERA	3.0 S E-HYBRID	hatchback	5	2015	1,715,135	MXP
PORSCHE	PANAMERA	3.0TD TIPTRONIC	hatchback	5	2015	1,494,119	MXP
PORSCHE	PANAMERA	3.6 4 V6	hatchback	5	2015	1,575,989	MXP
PORSCHE	PANAMERA	3.6 V6	hatchback	5	2015	1,497,921	MXP
PORSCHE	PANAMERA	3.0 4S PDK	hatchback	5	2015	1,848,755	MXP
PORSCHE	PANAMERA	4.8 GTS PDK	hatchback	5	2015	2,091,871	MXP
PORSCHE	PANAMERA	3.0 S PDK	hatchback	5	2015	1,786,354	MXP
PORSCHE	PANAMERA	4.8 TURBO PDK	hatchback	5	2015	2,254,192	MXP
PORSCHE	PANAMERA	4.8 TURBO PDK	hatchback	5	2015	2,394,930	MXP
RAM	H100	2.4 VAN GASOLINE MT	cargo van	5	2014	290,900	MXP
RAM	H100	2.4 WAGON GASOLINE MT	passenger van	5	2014	354,400	MXP
RAM	H100	2.5 VAN DIESEL MT	cargo van	5	2014	293,400	MXP
RAM	H100	2.5 WAGON DIESEL MT	passenger van	5	2014	379,400	MXP
RAM	RAM PICKUP	3.6 V6 1500 ST AT	p-up	2	2014	313,900	MXP
RAM	RAM PICKUP	3.6 V6 1500 ST MT	p-up	2	2014	306,900	MXP
RAM	RAM PICKUP	4.7 V8 2500 ST 4WD MT	p-up	2	2013	326,900	MXP
RAM	RAM PICKUP	4.7 V8 2500 ST MT	p-up	2	2013	284,900	MXP
RAM	RAM PICKUP	5.7 2500 CREW CAB HD POWER WAGON 4WD	p-up	4	2013	665,900	MXP
RAM	RAM PICKUP	5.7 2500 CREW CAB LARAMIE	p-up	4	2014	594,900	MXP
RAM	RAM PICKUP	5.7 2500 CREW CAB LARAMIE 4WD	p-up	4	2014	629,900	MXP
RAM	RAM PICKUP	5.7 2500 CREW CAB LARAMIE 4WD AIR SUSPEN	p-up	4	2013	643,900	MXP
RAM	RAM PICKUP	5.7 2500 CREW CAB LARAMIE HD 4WD	p-up	4	2014	679,900	MXP
RAM	RAM PICKUP	5.7 2500 CREW CAB LARAMIE LONGHORN 4WD A	p-up	4	2014	699,900	MXP
RAM	RAM PICKUP	5.7 2500 HEMI SPORT	p-up	2	2014	368,900	MXP
RAM	RAM PICKUP	5.7 2500 RT	p-up	2	2014	464,900	MXP
RAM	RAM PICKUP	5.7 2500 RT 4WD	p-up	2	2014	497,900	MXP
RAM	RAM PICKUP	5.7 2500 SLT	p-up	2	2013	387,900	MXP
RAM	RAM PICKUP	5.7 2500 SLT CREW CAB	p-up	4	2014	500,400	MXP
RAM	RAM PICKUP	5.7 2500 SLT CREW CAB 4WD	p-up	4	2014	536,400	MXP
RAM	RAM PICKUP	5.7 2500 SLT CREW CAB HD 4WD	p-up	4	2014	579,900	MXP
RAM	RAM PICKUP	5.7 2500 SLT CREW CAB TRABAJO	p-up	4	2013	420,900	MXP
RAM	RAM PICKUP	5.7 2500 SLT CREW CAB TRABAJO 4WD	p-up	4	2013	455,900	MXP
RAM	RAM PICKUP	5.7 2500 ST	p-up	2	2013	321,900	MXP



Lista de precios de vehículos ligeros

1a. Qna. de julio de 2014.							
Marca	Modelo	Version	Tipo	Puertas	Año	Precio lista	Moneda
RAM	RAM PICKUP	5.7 2500 ST 4WD	p-up	2	2013	349,900	MXP
RAM	RAM PICKUP	5.7 4000 CHASIS CABINA P	chass cab	2	2014	359,900	MXP
RAM	RAM PICKUP	5.7 4000 CHASIS CABINA PL	chass cab	2	2014	369,900	MXP
RAM	RAM PICKUP	5.7 4000 CHASIS CABINA S	chass cab	2	2013	293,900	MXP
RAM	RAM PICKUP	5.7 4000 CREW CAB CHASIS CABINA 4WD AT	chass cab	4	2014	494,900	MXP
RAM	RAM PICKUP	6.7 4000 CHASIS CABINA DIESEL	chass cab	2	2013	491,900	MXP
RENAULT	DUSTER	2.0 DYNAMIQUE MEDIA NAV AT	sprt utl veh	5	2015	278,000	MXP
RENAULT	DUSTER	2.0 DYNAMIQUE MEDIA NAV MT	sprt utl veh	5	2015	259,000	MXP
RENAULT	DUSTER	2.0 DYNAMIQUE PACK AT	sprt utl veh	5	2015	289,000	MXP
RENAULT	DUSTER	2.0 EXPRESSION AT	sprt utl veh	5	2015	247,000	MXP
RENAULT	DUSTER	2.0 EXPRESSION MT	sprt utl veh	5	2015	229,000	MXP
RENAULT	FLUENCE	2.0 AUTHENTIQUE MT	sedan	4	2014	228,000	MXP
RENAULT	FLUENCE	2.0 DYNAMIQUE AT	sedan	4	2014	291,000	MXP
RENAULT	FLUENCE	2.0 PRIVILEGE AT	sedan	4	2014	309,000	MXP
RENAULT	FLUENCE	2.0 EXPRESSION AT	sedan	4	2014	254,800	MXP
RENAULT	FLUENCE	2.0 EXPRESSION MT	sedan	4	2014	237,000	MXP
RENAULT	KANGOO EXPRESS	1.6 KANGOO EXPRESS AC MT	car van	4	2015	207,900	MXP
RENAULT	KOLEOS	2.5 DYNAMIQUE CVT	sprt utl veh	5	2014	361,000	MXP
RENAULT	KOLEOS	2.5 PRIVILEGE CVT	sprt utl veh	5	2014	390,000	MXP
RENAULT	KOLEOS	2.5 EXPRESSION CVT	sprt utl veh	5	2014	331,000	MXP
RENAULT	SAFRANE	3.5 PRIVILEGE AT	sedan	4	2014	408,000	MXP
RENAULT	SANDERO	1.6 DYNAMIQUE AT	hatchback	5	2014	202,000	MXP
RENAULT	SANDERO	1.6 DYNAMIQUE MT	hatchback	5	2014	185,000	MXP
RENAULT	SANDERO	1.6 EXPRESSION MT	hatchback	5	2014	172,000	MXP
RENAULT	STEPWAY	1.6 DYNAMIQUE MEDIA NAV MT	hatchback	5	2014	208,000	MXP
RENAULT	STEPWAY	1.6 DYNAMIQUE MT	hatchback	5	2014	196,000	MXP
RENAULT	TRAFIC	1.9 DCI L2H2 CARGA	cargo van	4	2014	371,800	MXP
RENAULT	TRAFIC	2.0 GASOLINA CARGA	cargo van	4	2014	322,000	MXP
RENAULT	TRAFIC	2.0 GASOLINA CARGA AC	cargo van	4	2014	328,000	MXP
SEAT	ALTEA FREETRACK	2.0 STYLE XENON TSI DSG	mini MPV	5	2014	325,800	MXP
SEAT	ALTEA XL	1.8 XL TSI FAROS BIXENON DSG	mini MPV	5	2014	293,000	MXP
SEAT	IBIZA	1.2 FR MT 5 PTAS	hatchback	5	2015	241,100	MXP
SEAT	IBIZA	1.2T BLITZ 2 PTAS MT	hatchback	3	2015	199,900	MXP
SEAT	IBIZA	1.2T FR MT 2 PTAS	hatchback	3	2015	239,600	MXP
SEAT	IBIZA	1.2T STYLE 2 PTAS MT	hatchback	3	2015	229,300	MXP
SEAT	IBIZA	1.2T STYLE 5 PTAS MT	hatchback	5	2015	231,100	MXP
SEAT	IBIZA	1.4 FR DSG 2 PTAS	hatchback	3	2013	307,500	MXP
SEAT	IBIZA	1.4 FR EDICION SPEED DSG 3 PTAS	hatchback	3	2013	309,000	MXP
SEAT	IBIZA	1.4 FR EDICION SPEED DSG 5 PTAS	hatchback	5	2013	309,758	MXP
SEAT	IBIZA	1.6 STYLE 2 PTAS DSG	hatchback	3	2015	225,000	MXP
SEAT	IBIZA	1.6 STYLE 4 PTAS DSG	hatchback	5	2015	231,100	MXP
SEAT	IBIZA	2.0 FR MT 2 PTAS	hatchback	3	2013	258,700	MXP
SEAT	IBIZA	2.0 FR MT 4 PTAS	hatchback	5	2013	254,600	MXP
SEAT	IBIZA	2.0 REFERENCE 4 PTAS MT	hatchback	5	2015	176,400	MXP
SEAT	IBIZA	2.0 STYLE 4 PTAS MT	hatchback	5	2015	219,000	MXP
SEAT	IBIZA	2.0 STYLE MT 2 PTAS	hatchback	3	2013	209,600	MXP
SEAT	LEON	1.4 TSI FR 140HP MT	hatchback	3	2014	322,000	MXP
SEAT	LEON	1.4 TSI FR 140HP MT	hatchback	5	2014	328,400	MXP
SEAT	LEON	1.4 TSI REFERENCE 122HP MT	hatchback	3	2014	256,000	MXP
SEAT	LEON	1.4 TSI REFERENCE 122HP MT	hatchback	5	2014	262,600	MXP
SEAT	LEON	1.4 TSI STYLE 122HP MT	hatchback	3	2014	279,500	MXP
SEAT	LEON	1.4 TSI STYLE 122HP MT	hatchback	5	2014	280,500	MXP
SEAT	LEON	1.4 TSI STYLE 140HP MT	hatchback	5	2014	291,200	MXP
SEAT	LEON	1.8 TSI FR 180HP DSG	hatchback	3	2014	356,800	MXP
SEAT	LEON	1.8 TSI FR 180HP DSG	hatchback	5	2014	352,200	MXP
SEAT	TOLEDO	1.2 TSI STYLE MT	sedan	4	2015	229,900	MXP



Lista de precios de vehículos ligeros

1a. Qna. de julio de 2014.							
Marca	Modelo	Version	Tipo	Puertas	Año	Precio lista	Moneda
SEAT	TOLEDO	1.4 TSI STYLE DSG	sedan	4	2015	249,900	MXP
SEAT	TOLEDO	1.6 ENTRY MT	sedan	4	2015	189,900	MXP
SEAT	TOLEDO	1.6 REFERENCE MT	sedan	4	2015	209,500	MXP
SMART	FORTWO	1.0 BRABUS	micro car	3	2014	297,900	MXP
SMART	FORTWO	1.0 CABRIOLET ICESHINE LE	conv	2	2014	253,900	MXP
SMART	FORTWO	1.0 CABRIOLET LE CITYFLAME	conv	2	2014	263,900	MXP
SMART	FORTWO	1.0 CABRIOLET PASSION	conv	2	2014	225,900	MXP
SMART	FORTWO	1.0 CABRIOLET PINK FEVER LE	conv	2	2014	316,900	MXP
SMART	FORTWO	1.0 CABRIOLET SPORT	conv	2	2014	262,900	MXP
SMART	FORTWO	1.0 COUPE ICESHINE LE	micro car	3	2014	228,900	MXP
SMART	FORTWO	1.0 COUPE LE CITYFLAME	micro car	3	2014	238,900	MXP
SMART	FORTWO	1.0 COUPE MHD BLACK AND WHITE	micro car	3	2014	174,900	MXP
SMART	FORTWO	1.0 COUPE PASSION	micro car	3	2014	201,900	MXP
SMART	FORTWO	1.0 COUPE PINK FEVER LE	micro car	3	2014	294,900	MXP
SMART	FORTWO	1.0 LE SHARPREP	conv	2	2013	253,900	MXP
SMART	FORTWO	1.0 LE SHARPREP	micro car	3	2013	228,900	MXP
SUBARU	FORESTER	2.5 AWD X	sprt utl veh	5	2014	349,000	MXP
SUBARU	FORESTER	2.5 AWD XS	sprt utl veh	5	2014	377,000	MXP
SUBARU	FORESTER	2.5 AWD XSL	sprt utl veh	5	2014	402,300	MXP
SUBARU	FORESTER	2.0 AWD XT	sprt utl veh	5	2014	474,700	MXP
SUBARU	IMPENZA	2.0 I CVT	sedan	4	2014	304,500	MXP
SUBARU	IMPENZA	2.0 I SPORT CVT	sedan	4	2014	318,500	MXP
SUBARU	LEGACY	2.5 I AT	sedan	4	2014	390,800	MXP
SUBARU	LEGACY	2.5 I SPORT AT	sedan	4	2014	404,100	MXP
SUBARU	OUTBACK	2.5 I AT	wagon	5	2014	459,500	MXP
SUBARU	OUTBACK	2.5 I LIMITED AT	wagon	5	2014	491,800	MXP
SUBARU	OUTBACK	3.6 LIMITED AT	wagon	5	2014	534,000	MXP
SUBARU	TRIBECA	3.6 LIMITED 7 PASSENGERS AT	sprt utl veh	5	2012	605,000	MXP
SUBARU	WRX	2.5 SE MT	hatchback	5	2014	454,000	MXP
SUBARU	WRX	2.5 STI MANUAL	hatchback	5	2014	575,000	MXP
SUBARU	XV	2.0 I AWD CVT	sprt utl veh	5	2014	336,500	MXP
SUBARU	XV	2.0 I SPORT AWD CVT	sprt utl veh	5	2014	367,000	MXP
SUZUKI	GRAND VITARA	2.4 L4 GL AT	sprt utl veh	5	2014	322,000	MXP
SUZUKI	GRAND VITARA	2.4 L4 GLS AT 4WD	sprt utl veh	5	2014	382,000	MXP
SUZUKI	GRAND VITARA	2.4 L4 GLS AT	sprt utl veh	5	2014	352,000	MXP
SUZUKI	KIZASHI	2.4 GLX CVT	sedan	4	2014	389,500	MXP
SUZUKI	SWIFT	1.4 GA MT	hatchback	5	2014	169,000	MXP
SUZUKI	SWIFT	1.4 GLS AT	hatchback	5	2014	214,000	MXP
SUZUKI	SWIFT	1.4 GLS MT	hatchback	5	2014	199,000	MXP
SUZUKI	SWIFT	1.4 GLX AT	hatchback	5	2014	239,000	MXP
SUZUKI	SWIFT	1.4 GLX MT	hatchback	5	2014	224,000	MXP
SUZUKI	SWIFT	1.6 SPORT MT	hatchback	5	2014	259,000	MXP
SUZUKI	SX4	2.0 CVT	hatchback	5	2014	259,900	MXP
SUZUKI	SX4	2.0 MT	hatchback	5	2014	238,000	MXP
SUZUKI	SX4	2.0 SEDAN GLS CVT	sedan	4	2014	265,900	MXP
SUZUKI	SX4	2.0 SEDAN GLS MT	sedan	4	2014	244,000	MXP
TOYOTA	AVANZA	1.5 PREMIUM AT	mini MPV	5	2014	209,600	MXP
TOYOTA	AVANZA	1.5 PREMIUM MT	mini MPV	5	2014	199,900	MXP
TOYOTA	CAMRY	2.5 LE 6AT	sedan	4	2014	325,500	MXP
TOYOTA	CAMRY	2.5 XLE L4 6AT	sedan	4	2014	360,300	MXP
TOYOTA	CAMRY	3.5 SE V6 6AT	sedan	4	2014	402,900	MXP
TOYOTA	CAMRY	3.5 XLE V6 6AT	sedan	4	2014	422,300	MXP
TOYOTA	FJ CRUISER	4.0 PREMIUM	sprt utl veh	5	2014	547,500	MXP
TOYOTA	HIACE	2.7 15 PASAJEROS CON AC MT	passenger van	4	2014	432,700	MXP
TOYOTA	HIACE	2.7 PANEL SUPER LARGA MT	cargo van	5	2014	361,000	MXP
TOYOTA	HIACE	2.7 VENTANAS SUPER LARGA MT	cargo van	4	2014	358,000	MXP



Lista de precios de vehículos ligeros

1a. Qna. de julio de 2014.							
Marca	Modelo	Version	Tipo	Puertas	Año	Precio lista	Moneda
TOYOTA	HIGHLANDER	3.5 LE AT	sprt utl veh	5	2014	473,900	MXP
TOYOTA	HIGHLANDER	3.5 LIMITED AT	sprt utl veh	5	2014	619,900	MXP
TOYOTA	HIGHLANDER	3.5 XLE	sprt utl veh	5	2014	534,400	MXP
TOYOTA	HILUX	2.7 CABINA SENCILLA	p-up	2	2014	258,300	MXP
TOYOTA	HILUX	2.7 CHASIS CABINA	chass cab	2	2014	235,900	MXP
TOYOTA	HILUX	2.7 DOBLE CABINA BASE	p-up	4	2014	288,600	MXP
TOYOTA	HILUX	2.7 DOBLE CABINA SR	p-up	4	2014	300,500	MXP
TOYOTA	LANDCRUISER	5.7 WAGON VX 4WD AT	sprt utl veh	5	2014	83,700	USD
TOYOTA	PRIUS	1.8 HYBRID PREMIUM	hatchback	5	2014	416,200	MXP
TOYOTA	RAV4	2.5 LE AT	sprt utl veh	5	2014	335,000	MXP
TOYOTA	SEQUOIA	5.7 V8 LIMITED	sprt utl veh	5	2014	744,300	MXP
TOYOTA	SEQUOIA	5.7 V8 PLATINUM	sprt utl veh	5	2014	805,600	MXP
TOYOTA	SIENNA	3.5 CE AT	MV	5	2014	413,200	MXP
TOYOTA	SIENNA	3.5 LE AT	MV	5	2014	443,800	MXP
TOYOTA	SIENNA	3.5 LIMITED AT	MV	5	2014	682,000	MXP
TOYOTA	SIENNA	3.5 XLE AT	MV	5	2014	495,000	MXP
TOYOTA	SIENNA	3.5 XLE PIEL AT	MV	5	2014	579,300	MXP
TOYOTA	TACOMA	4.0 TRD SPORT	p-up	4	2014	411,600	MXP
TOYOTA	TACOMA	4.0 TRD SPORT 4X4	p-up	4	2014	446,900	MXP
TOYOTA	TUNDRA	5.7 V8 CREW MAX LIMITED 4X4 AT	p-up	4	2013	600,900	MXP
TOYOTA	TUNDRA	5.7 V8 CREW MAX SR5 4X2 AT	p-up	4	2013	491,400	MXP
TOYOTA	YARIS	1.5 PREMIUM AT 5PTAS	hatchback	5	2014	225,800	MXP
TOYOTA	YARIS	1.5 SEDAN PREMIUM AT	sedan	4	2014	199,900	MXP
TOYOTA	YARIS	1.5 SEDAN PREMIUM MT	sedan	4	2014	189,100	MXP
VOLKSWAGEN	AMAROK	2.0 BI TDI HIGHLINE 4MOTION 4WD AT	p-up	4	2014	477,575	MXP
VOLKSWAGEN	AMAROK	2.0 BI TDI HIGHLINE 4WD MT	p-up	4	2014	452,208	MXP
VOLKSWAGEN	AMAROK	2.0 BI TDI HIGHLINE MT	p-up	4	2014	408,145	MXP
VOLKSWAGEN	AMAROK	2.0 BI TDI STARTLINE 4MOTION 4WD AT	p-up	4	2014	409,458	MXP
VOLKSWAGEN	AMAROK	2.0 ENTRY MT	p-up	4	2013	381,329	MXP
VOLKSWAGEN	AMAROK	2.0 HIGHLINE MT	p-up	4	2014	369,476	MXP
VOLKSWAGEN	AMAROK	2.0 TDI ENTRY 4WD MT	p-up	4	2014	355,384	MXP
VOLKSWAGEN	AMAROK	2.0 TDI ENTRY MT	p-up	4	2014	314,275	MXP
VOLKSWAGEN	CC	2.0 TFSI DSG	sedan	4	2014	496,500	MXP
VOLKSWAGEN	CC	3.6 V6 TIPTRONIC	sedan	4	2014	563,900	MXP
VOLKSWAGEN	CRAFTER	2.0 BITDI CARGO VAN LWB 3.88 TON EXT MT	cargo van	4	2014	552,444	MXP
VOLKSWAGEN	CRAFTER	2.0 BITDI CARGO VAN LWB 3.88 TON MT	cargo van	4	2014	537,986	MXP
VOLKSWAGEN	CRAFTER	2.0 BITDI CARGO VAN LWB 5.0 TON EXT MT	cargo van	4	2014	567,481	MXP
VOLKSWAGEN	CRAFTER	2.0 BITDI CARGO VAN LWB 5.0 TON MT	cargo van	4	2014	553,711	MXP
VOLKSWAGEN	CRAFTER	2.0 BITDI CARGO VAN MWB 3.88 TON MT	cargo van	4	2014	478,953	MXP
VOLKSWAGEN	CRAFTER	2.0 BITDI CARGO VAN MWB 5.0 TON MT	cargo van	4	2014	502,120	MXP
VOLKSWAGEN	CRAFTER	2.0 BITDI CHASIS CABINA LWB 5.0 TON MT	chass cab	2	2014	456,992	MXP
VOLKSWAGEN	CRAFTER	2.0 BITDI CHASIS CABINA MWB 5.0 TON MT	chass cab	2	2014	446,690	MXP
VOLKSWAGEN	CROSSFOX	1.6 BASE MT	hatchback	5	2015	215,990	MXP
VOLKSWAGEN	CROSSFOX	1.6 PAQ TECHO CORREDIZO Y ABS MT	hatchback	5	2013	222,630	MXP
VOLKSWAGEN	CROSSFOX	1.6 TECHO CORREDIZO MT	hatchback	5	2015	223,690	MXP
VOLKSWAGEN	GOL	1.6 CL 4 PUERTAS MT	sedan	4	2014	151,460	MXP
VOLKSWAGEN	GOL	1.6 CL AC & CD MT	hatchback	5	2015	152,300	MXP
VOLKSWAGEN	GOL	1.6 CL AC 4 PUERTAS MT	sedan	4	2014	163,090	MXP
VOLKSWAGEN	GOL	1.6 GL 4 PUERTAS MT	sedan	4	2014	177,629	MXP
VOLKSWAGEN	GOL	1.6 GL MT	hatchback	5	2015	166,400	MXP
VOLKSWAGEN	GOL	1.6 GT MT	hatchback	5	2015	180,000	MXP
VOLKSWAGEN	JETTA	2.0 MT	sedan	4	2014	227,670	MXP
VOLKSWAGEN	JETTA	2.0 TDI DSG	sedan	4	2014	351,260	MXP
VOLKSWAGEN	JETTA	2.0 TFSI GLI DSG	sedan	4	2014	407,661	MXP
VOLKSWAGEN	JETTA	2.0 TFSI GLI MT	sedan	4	2014	387,261	MXP
VOLKSWAGEN	JETTA	2.0 TIPTRONIC	sedan	4	2014	247,690	MXP



Lista de precios de vehículos ligeros

1a. Qna. de julio de 2014.							
Marca	Modelo	Version	Tipo	Puertas	Año	Precio lista	Moneda
VOLKSWAGEN	JETTA	2.5 SPORT BASE MT	sedan	4	2014	278,308	MXP
VOLKSWAGEN	JETTA	2.5 SPORT BASE TIPTRONIC	sedan	4	2014	296,488	MXP
VOLKSWAGEN	JETTA	2.5 SPORT BOLSA PAQ NAVE TECHO TIPTRONIC	sedan	4	2014	349,120	MXP
VOLKSWAGEN	JETTA	2.5 SPORT BOLSA PAQ NAVEGACION TECHO MT	sedan	4	2014	329,610	MXP
VOLKSWAGEN	JETTA	2.5 SPORT BOLSA PAQ WELTRADIO TECHO MT	sedan	4	2014	295,232	MXP
VOLKSWAGEN	JETTA	2.5 SPORT BOLSA PAQWELT TECHO TIPTRONIC	sedan	4	2014	317,259	MXP
VOLKSWAGEN	JETTA	2.5 SPORT PAQ WELTRADIO TECHO MT	sedan	4	2014	293,390	MXP
VOLKSWAGEN	JETTA	2.5 SPORT PAQ WELTRADIO TECHO TIPTRONIC	sedan	4	2014	315,372	MXP
VOLKSWAGEN	JETTA	2.5 SPORT PAQUETE NAVEGA TECHO TIPTRONIC	sedan	4	2014	347,143	MXP
VOLKSWAGEN	JETTA	2.5 SPORT PAQUETE NAVEGACION TECHO MT	sedan	4	2014	327,632	MXP
VOLKSWAGEN	JETTA	2.5 STYLE ACTIVE MT	sedan	4	2014	267,890	MXP
VOLKSWAGEN	JETTA	2.5 STYLE ACTIVE TIPTRONIC	sedan	4	2014	285,970	MXP
VOLKSWAGEN	JETTA	2.5 STYLE MT	sedan	4	2014	256,850	MXP
VOLKSWAGEN	JETTA	2.5 STYLE TIPTRONIC	sedan	4	2014	274,850	MXP
VOLKSWAGEN	JETTA CLASICO	1.9 TDI MT	sedan	4	2013	258,857	MXP
VOLKSWAGEN	JETTA CLASICO	2.0 CL MT	sedan	4	2015	169,500	MXP
VOLKSWAGEN	JETTA CLASICO	2.0 CL TEAM MT	sedan	4	2014	186,020	MXP
VOLKSWAGEN	JETTA CLASICO	2.0 CL TEAM TIPTRONIC	sedan	4	2014	206,422	MXP
VOLKSWAGEN	JETTA CLASICO	2.0 CL TIPTRONIC	sedan	4	2015	190,191	MXP
VOLKSWAGEN	JETTA CLASICO	2.0 GL TEAM MT	sedan	4	2014	215,250	MXP
VOLKSWAGEN	JETTA CLASICO	2.0 GL TEAM TIPTRONIC	sedan	4	2014	233,631	MXP
VOLKSWAGEN	MULTIVAN	2.0 TDI DSG	passenger van	4	2013	876,761	MXP
VOLKSWAGEN	NEW BEETLE	2.0 FENDER TURBO DSG	hatchback	3	2013	372,359	MXP
VOLKSWAGEN	NEW BEETLE	2.0 FENDER TURBO MT	hatchback	3	2013	352,909	MXP
VOLKSWAGEN	NEW BEETLE	2.0 TURBO DSG	hatchback	3	2014	368,144	MXP
VOLKSWAGEN	NEW BEETLE	2.0 TURBO MT	hatchback	3	2014	348,500	MXP
VOLKSWAGEN	NEW BEETLE	2.5 FENDER SPORT MT	hatchback	3	2013	302,299	MXP
VOLKSWAGEN	NEW BEETLE	2.5 FENDER SPORT TIPTRONIC	hatchback	3	2013	324,683	MXP
VOLKSWAGEN	NEW BEETLE	2.5 MT	hatchback	3	2014	247,980	MXP
VOLKSWAGEN	NEW BEETLE	2.5 SPORT MT	hatchback	3	2014	284,530	MXP
VOLKSWAGEN	NEW BEETLE	2.5 SPORT TIPTRONIC	hatchback	3	2014	302,835	MXP
VOLKSWAGEN	NEW BEETLE	2.5 TIPTRONIC	hatchback	3	2014	265,950	MXP
VOLKSWAGEN	NEW BEETLE	2.5 X-BOX MT	hatchback	3	2013	290,143	MXP
VOLKSWAGEN	NEW BEETLE	2.5 X-BOX TIPTRONIC	hatchback	3	2013	308,263	MXP
VOLKSWAGEN	PASSAT	2.5 COMFORTLINE TIPTRONIC	sedan	4	2014	324,900	MXP
VOLKSWAGEN	PASSAT	2.5 SPORTLINE TIPTRONIC	sedan	4	2014	335,000	MXP
VOLKSWAGEN	PASSAT	3.6 DSG	sedan	4	2014	419,900	MXP
VOLKSWAGEN	POLO	1.2 COMFORTLINE DSG	hatchback	5	2014	226,590	MXP
VOLKSWAGEN	POLO	1.2 COMFORTLINE MT	hatchback	5	2014	209,060	MXP
VOLKSWAGEN	POLO	1.2 HIGHLINE DSG	hatchback	5	2014	248,177	MXP
VOLKSWAGEN	POLO	1.2 HIGHLINE MT	hatchback	5	2014	228,190	MXP
VOLKSWAGEN	POLO	1.4 GTI DSG	hatchback	3	2014	321,500	MXP
VOLKSWAGEN	SAVEIRO	1.6 HIGHLINE MT	car pickup	2	2014	217,570	MXP
VOLKSWAGEN	SAVEIRO	1.6 STARTLINE MT	car pickup	2	2014	166,334	MXP
VOLKSWAGEN	TIGUAN	1.4 TSI DSG	sprt utl veh	5	2014	345,900	MXP
VOLKSWAGEN	TIGUAN	1.4 TSI SPORT & STYLE DSG	sprt utl veh	5	2014	368,500	MXP
VOLKSWAGEN	TIGUAN	2.0 TFSI PIEL TRACK & FUN 4MOTION AT	sprt utl veh	5	2014	515,900	MXP
VOLKSWAGEN	TIGUAN	2.0 TFSI PIEL TRACK & FUN AT	sprt utl veh	5	2014	460,900	MXP
VOLKSWAGEN	TIGUAN	2.0 TFSI SPORT & STYLE AT	sprt utl veh	5	2014	389,900	MXP
VOLKSWAGEN	TOUAREG	3.0 HYBRID 4WD TIPTRONIC	sprt utl veh	5	2014	1,029,995	MXP
VOLKSWAGEN	TOUAREG	3.0 V6 TDI 4WD TIPTRONIC	sprt utl veh	5	2014	860,890	MXP
VOLKSWAGEN	TOUAREG	3.0 V6 TDI 4WD TIPTRONIC EDICION X	sprt utl veh	5	2014	894,933	MXP
VOLKSWAGEN	TOUAREG	3.6 V6 FSI 4WD TIPTRONIC	sprt utl veh	5	2014	788,400	MXP
VOLKSWAGEN	TOUAREG	4.2 V8 FSI 4WD TIPTRONIC	sprt utl veh	5	2014	926,918	MXP
VOLKSWAGEN	TRANSPORTER	2.0 CARGO VAN MT	cargo van	4	2014	332,235	MXP
VOLKSWAGEN	TRANSPORTER	2.0 CHASIS CABINA MT	chass cab	2	2014	316,449	MXP



Lista de precios de vehículos ligeros

1a. Qna. de julio de 2014.							
Marca	Modelo	Version	Tipo	Puertas	Año	Precio lista	Moneda
VOLKSWAGEN	TRANSPORTER	2.0 PASAJEROS MT	combi	4	2014	352,011	MXP
VOLVO	S60	1.6 T4 ADDITION PLUS MT	sedan	4	2014	479,900	MXP
VOLVO	S60	3.0 T6 R-DESIGN AT 4WD	sedan	4	2014	729,900	MXP
VOLVO	V40 CROSS COUNTRY	2.5 T5 INSPIRATION AT 4WD	hatchback	5	2014	549,900	MXP
VOLVO	V40 CROSS COUNTRY	2.5 T5 FWD EVOLUTION AT	hatchback	5	2014	499,900	MXP
VOLVO	XC60	3.0T RD AT 4WD	sprt utl veh	5	2014	764,900	MXP
VOLVO	XC90	2.5 T5 RD SPORT AT 4WD	sprt utl veh	5	2014	759,900	MXP
VOLVO	XC90	2.5 T5 LUXURY AT 4WD	sprt utl veh	5	2014	759,900	MXP
FIAT	DUCATO	2.3 CARGO VAN VENTANAS AC	cargo van	4	2014	504,900	MXP
NISSAN	FRONTIER	2.4 CREW CAB LE OFF ROAD MT 4WD	p-up	4	2014	337,668	MXP
RAM	PROMASTER	3.6 1500 8.0M³	cargo van	4	2014	414,900	MXP
RAM	PROMASTER	3.6 2500 11.5M³	cargo van	4	2014	434,900	MXP
RAM	PROMASTER	3.6 3500 15M³	cargo van	4	2014	464,900	MXP
ABARTH	500	1.4 MT	conv	2	2014	399,900	MXP
ACURA	MDX	3.5 TECH 6AT	sprt utl veh	5	2014	729,900	MXP
AUDI	A1	1.4 TFSI SPORT S TRONIC	hatchback	3	2014	378,500	MXP
AUDI	A3	1.4 TFSI AMBIENTE S TRONIC	sedan	4	2014	379,900	MXP
AUDI	A3	1.4 TFSI ATTRACTION S TRONIC	sedan	4	2014	408,100	MXP
AUDI	A3	1.8 TFSI AMBIENTE S TRONIC	sedan	4	2014	419,500	MXP
AUDI	A3	1.8 TFSI ATTRACTION PLUS S TRONIC	sedan	4	2014	480,400	MXP
AUDI	A3	1.8 TFSI ATTRACTION S TRONIC	sedan	4	2014	447,700	MXP
AUDI	A3	1.8 TFSI S LINE S TRONIC	sedan	4	2014	505,400	MXP
AUDI	A4	2.0 TDI SPORT MULTITRONIC	sedan	4	2014	546,000	MXP
AUDI	A4	2.0 TDI TRENDY MULTITRONIC	sedan	4	2014	505,000	MXP
AUDI	A4	2.0 TFSI SPECIAL EDITION MULTITRONIC	sedan	4	2014	599,900	MXP
AUDI	A4	2.0 TFSI TRENDY MULTITRONIC	sedan	4	2014	499,000	MXP
AUDI	A5	2.0 TFSI TRENDY PLUS MULTITRONIC	coupe	2	2014	649,000	MXP
AUDI	A6	2.0 TFSI ELITE MULTITRONIC	sedan	4	2014	722,500	MXP
AUDI	Q3	2.0 LAND OF QUATTRO S TRONIC	sprt utl veh	5	2014	657,100	MXP
AUDI	Q7	3.0 TDI LAND OF QUATTRO TIPTRONIC	sprt utl veh	5	2014	1,083,700	MXP
AUDI	Q7	3.0TFSI LAND OF QUATTRO TIPTRONIC	sprt utl veh	5	2014	1,062,000	MXP
AUDI	S3	2.0 TFSI S TRONIC QUATTRO	hatchback	3	2014	639,000	MXP
AUDI	S3	2.0 TFSI S TRONIC QUATTRO	sedan	4	2015	660,400	MXP
AUDI	TT	2.0 TFSI COUPE S- LINE QUATTRO	coupe	3	2014	737,000	MXP
BMW	SERIES 2	2.0 220IA	coupe	2	2015	454,900	MXP
BMW	SERIES 2	2.0 220IA SPORT LINE	coupe	2	2015	489,900	MXP
BMW	SERIES 2	3.0 235IA M SPORT	coupe	2	2015	744,900	MXP
BMW	SERIES 4	2.0 428I GRAN COUPE LUXURY LINE	hatchback	5	2015	729,900	MXP
BMW	SERIES 4	2.0 428I GRAN COUPE SPORT LINE	hatchback	5	2015	749,900	MXP
BMW	SERIES 4	2.0 428IA LUXURY LINE	coupe	2	2015	719,900	MXP
BMW	SERIES 4	2.0 428IA LUXURY LINE	conv	2	2015	814,900	MXP
BMW	SERIES 4	2.0 428IA SPORT LINE	coupe	2	2015	739,900	MXP
BMW	SERIES 4	2.0 428IA SPORT LINE	conv	2	2015	834,900	MXP
BMW	SERIES 4	3.0 435IA M SPORT	coupe	2	2015	889,900	MXP
BMW	SERIES 4	3.0 435IA M SPORT	conv	2	2015	999,900	MXP
BMW	SERIES 4	3.0 435IA M SPORT	hatchback	5	2015	899,900	MXP
BMW	SERIES 5	2.0 520I A	sedan	4	2015	689,900	MXP
BMW	SERIES 5	3.0 535IA ACTIVEHYBRID 5 M SPORT	sedan	4	2015	1,119,900	MXP
BMW	SERIES 5	4.4 M5 COMPETITION EDITION	sedan	4	2015	1,999,900	MXP
BMW	SERIES 6	4.4 650I GRAN COUPE A	sedan	4	2015	1,679,900	MXP
BMW	SERIES 6	4.4 M6 COMPETITION CONVERTIBLE	conv	2	2015	2,314,900	MXP
BMW	SERIES 6	4.4 M6 COMPETITION COUPE	coupe	2	2015	2,249,900	MXP
BMW	SERIES 6	4.4 M6 GRAN COUPE COMPETITION EDITION	sedan	4	2015	2,349,900	MXP
BMW	SERIES 7	3.0 740LI A	sedan	4	2015	1,464,900	MXP
BMW	X1	2.0 SDRIVE20IA BUSINESS AT	hatchback	5	2014	400,200	MXP
BMW	X3	2.0 SDRIVE20IA AT	sprt utl veh	5	2015	589,900	MXP



Lista de precios de vehículos ligeros

1a. Qna. de julio de 2014.							
Marca	Modelo	Version	Tipo	Puertas	Año	Precio lista	Moneda
BMW	X4	3.0 XDRIVE35IA M SPORT AT 4WD	sprt utl veh	5	2015	849,900	MXP
BMW	X4	3.0 XDRIVE35IA X LINE AT 4WD	sprt utl veh	5	2015	899,900	MXP
BMW	X5	3.0 XDRIVE 35IA EXCELLENCE AT 4WD	sprt utl veh	5	2014	949,900	MXP
BMW	X5	3.0 XDRIVE35IA M SPORT AT 4WD	sprt utl veh	5	2014	979,900	MXP
BMW	X5	4.4 XDRIVE50IA EXCELLENCE AT 4WD	sprt utl veh	5	2014	1,194,900	MXP
BMW	X6	4.4 X6 XDRIVE M DESING EDITION AT 4WD	sprt utl veh	5	2014	1,919,900	MXP
BMW	Z4	2.0 SDRIVE 18I DESIGN PURE TRACTION	conv	2	2014	678,600	MXP
BMW	Z4	2.0 SDRIVE 18IA	conv	2	2015	689,900	MXP
BMW	Z4	2.0 SDRIVE 18IA DESIGN PURE TRACTION	conv	2	2015	709,900	MXP
BMW	Z4	2.0 SDRIVE 18IA M SPORT	conv	2	2015	739,900	MXP
BMW	Z4	2.0 SDRIVE18I	conv	2	2014	658,400	MXP
BMW	Z4	3.0 SDRIVE 35IS M SPORT	conv	2	2015	959,900	MXP
BUICK	ENCORE	1.4 AUTO PREMIUM	sprt utl veh	5	2014	399,900	MXP
BUICK	VERANO	2.4 1SB	sedan	4	2014	369,900	MXP
CADILLAC	ATS	2.0 1S A AT LUXURY	sedan	4	2014	554,600	MXP
CADILLAC	CTS	3.6 PREMIUM C	sedan	4	2014	815,400	MXP
CADILLAC	ESCALADE	6.2 D PREMIUM AT 4WD	sprt utl veh	5	2015	1,149,900	MXP
CADILLAC	ESCALADE ESV	6.2 C PREMIUM AT 4WD	sprt utl veh	5	2015	1,182,500	MXP
CADILLAC	ESCALADE ESV	6.2 D PREMIUM AT 4WD	sprt utl veh	5	2015	1,232,500	MXP
CADILLAC	SRX	3.6 SRX LUXURY AT A	sprt utl veh	5	2014	599,400	MXP
CHEVROLET	CAMARO	6.2 1SS S AT	coupe	2	2014	585,900	MXP
CHEVROLET	CAMARO	6.2 M ZL1 AT	conv	2	2014	910,000	MXP
CHEVROLET	COLORADO	3.6 DOBLE CABINA LTZ V AT 4WD	p-up	4	2014	460,400	MXP
CHEVROLET	CORVETTE	6.2 STINGRAY CONVERTIBLE Z51 AT F	conv	2	2014	1,061,000	MXP
CHEVROLET	CORVETTE	6.2 STINGRAY CONVERTIBLE Z51 MT E	conv	2	2014	1,061,000	MXP
CHEVROLET	CORVETTE	6.2 STINGRAY PREMIERE EDITION Z51 AT S	targa	3	2014	1,091,000	MXP
CHEVROLET	CORVETTE	6.2 STINGRAY Z51 AT D	targa	3	2014	991,000	MXP
CHEVROLET	CORVETTE	6.2 STINGRAY Z51 MT C	targa	3	2014	991,000	MXP
CHEVROLET	CRUZE	1.4 LTZ TURBO G	sedan	4	2014	355,100	MXP
CHEVROLET	MALIBU	2.0 N LT TURBO AT	sedan	4	2014	389,400	MXP
CHEVROLET	MALIBU	2.5 L LT AT	sedan	4	2014	333,400	MXP
CHEVROLET	SILVERADO	6.2 2500 CHEYENNE CREW CAB G AT 4WD	p-up	4	2014	715,800	MXP
CHEVROLET	SONIC	1.4 MT H RS TURBO	hatchback	5	2014	270,100	MXP
CHEVROLET	SONIC	1.6 MT G ZMX	sedan	4	2014	233,200	MXP
CHEVROLET	SPARK	1.2 BYTE H MT	hatchback	5	2014	163,200	MXP
CHEVROLET	SPARK	1.2 CARGO LS D MT FLT	comm hatch	5	2014	117,400	MXP
CHEVROLET	SPARK	1.2 CARGO LS E MT FLT	comm hatch	5	2014	124,400	MXP
CHEVROLET	SPARK	1.2 DOT G MT	hatchback	5	2014	163,200	MXP
CHEVROLET	SPARK	1.2 ZMX F MT	hatchback	5	2014	156,300	MXP
CHEVROLET	TAHOE	5.3 F LTZ AT 4WD	sprt utl veh	5	2015	801,400	MXP
CHEVROLET	TRAX	1.4 D LTZ AT	sprt utl veh	5	2014	349,200	MXP
CHRYSLER	TOWN & COUNTRY	3.6 30 ANIVERSARIO	MV	5	2014	543,900	MXP
DODGE	DART	2.4 GT ATX	sedan	4	2014	354,900	MXP
DODGE	JOURNEY	2.4 BLACKTOP	sprt utl veh	5	2014	412,900	MXP
FIAT	500	1.4 GQ MT	conv	2	2014	349,900	MXP
FIAT	PALIO	1.6 ADVENTURE DUALOGIC AT	wagon	5	2014	249,900	MXP
FIAT	PALIO	1.6 ADVENTURE MT	wagon	5	2014	229,900	MXP
FORD	EXPEDITION	5.4 XL 4X2 MAX V8 AT	sprt utl veh	5	2014	600,700	MXP
FORD	F-150	3.5 TREMOR REG. CAB 4X4	p-up	2	2014	519,900	MXP
FORD	TRANSIT	2.2 LARGA PASAJERO DIESEL AC 6VEL	passenger van	4	2014	430,800	MXP
GMC	SIERRA	6.2 DENALI E AT 4WD	p-up	4	2014	758,900	MXP
HONDA	CR-V	2.4 EX PREMIUM	sprt utl veh	5	2014	359,900	MXP
HONDA	CR-V	2.4 EX-L NAVI	sprt utl veh	5	2014	380,900	MXP
HONDA	CROSSTOUR	3.5 EXL V6 AT	hatchback	5	2014	479,900	MXP
HONDA	FIT	1.5 COOL MT	hatchback	5	2015	187,000	MXP
HYUNDAI	ELANTRA	1.8 GLS AT	sedan	4	2015	244,500	MXP



Lista de precios de vehículos ligeros

1a. Qna. de julio de 2014.							
Marca	Modelo	Version	Tipo	Puertas	Año	Precio lista	Moneda
HYUNDAI	ELANTRA	1.8 GLS MT	sedan	4	2015	234,500	MXP
HYUNDAI	ELANTRA	1.8 GLS PREMIUM AT	sedan	4	2015	264,500	MXP
HYUNDAI	ELANTRA	1.8 GLS PREMIUM MT	sedan	4	2015	256,900	MXP
HYUNDAI	ELANTRA	1.8 LIMITED AT	sedan	4	2015	282,900	MXP
HYUNDAI	ELANTRA	1.8 LIMITED TECH AT	sedan	4	2015	297,900	MXP
HYUNDAI	GRAND I10	1.3 GL MID MT	hatchback	5	2015	141,900	MXP
HYUNDAI	GRAND I10	1.3 GL MT	hatchback	5	2015	131,900	MXP
HYUNDAI	GRAND I10	1.3 GLS MT	hatchback	5	2015	164,900	MXP
HYUNDAI	IX35	2.0 GLS AT	sprt utl veh	5	2015	298,900	MXP
HYUNDAI	IX35	2.0 GLS MT	sprt utl veh	5	2015	279,900	MXP
HYUNDAI	IX35	2.0 GLS PREMIUM AT	sprt utl veh	5	2015	329,900	MXP
HYUNDAI	IX35	2.0 LIMITED AT	sprt utl veh	5	2015	349,900	MXP
INFINITI	Q50	3.5 HYBRID AT	sedan	4	2015	676,100	MXP
INFINITI	Q50	3.7 INSPIRATION AT	sedan	4	2015	498,000	MXP
INFINITI	Q50	3.7 PERFECTION AT	sedan	4	2015	612,900	MXP
INFINITI	Q50	3.7 SEDUCTION AT	sedan	4	2015	558,000	MXP
INFINITI	QX70	3.7 SEDUCTION AT 4WD	sprt utl veh	5	2015	842,600	MXP
INFINITI	QX70	3.7 SPORT AT 4WD	sprt utl veh	5	2015	869,000	MXP
JAGUAR	F-TYPE	3.0 V6 COUPE AUTO	coupe	3	2015	89,900	USD
JAGUAR	F-TYPE	3.0 V6 S COUPE AUTO	coupe	3	2015	114,900	USD
JAGUAR	F-TYPE	5.0 V8 R COUPE AUTO	coupe	3	2015	149,900	USD
JAGUAR	XJ	5.0 V8 PORTFOLIO LWB SUPER CARGADO AT	sedan	4	2014	154,900	USD
JAGUAR	XK SERIES	5.0 XKR-S CONVERTIBLE AT	conv	2	2014	212,900	USD
JAGUAR	XK SERIES	5.0 XKR-S COUPE	coupe	2	2014	203,900	USD
JEEP	CHEROKEE	2.4 LATITUDE	sprt utl veh	5	2014	382,900	MXP
JEEP	CHEROKEE	2.4 LIMITED	sprt utl veh	5	2014	429,900	MXP
JEEP	CHEROKEE	2.4 LIMITED PREMIUM	sprt utl veh	5	2014	484,900	MXP
JEEP	CHEROKEE	3.2 TRAILHAWK 4WD	sprt utl veh	5	2014	579,900	MXP
JEEP	GRAND CHEROKEE	3.6 OVERLAND V6	sprt utl veh	5	2014	759,900	MXP
JEEP	WRANGLER	3.6 UNLIMITED RUBICON X 4WD AT	sprt utl veh	5	2014	625,900	MXP
JEEP	WRANGLER	3.6 UNLIMITED WILLYS WHEELER 4WD AUTO	sprt utl veh	5	2014	509,900	MXP
JEEP	WRANGLER	3.6 WILLYS WHEELER 4WD AUTO	sprt utl veh	3	2014	469,900	MXP
LAND ROVER	DISCOVERY	3.0 HSE AT 4WD	sprt utl veh	5	2014	88,900	USD
LAND ROVER	DISCOVERY	3.0 SE AT 4WD	sprt utl veh	5	2014	65,900	USD
LAND ROVER	DISCOVERY	3.0 SE PLUS AT 4WD	sprt utl veh	5	2014	78,900	USD
LAND ROVER	LR2	2.0 S AT 4WD	sprt utl veh	5	2014	44,900	USD
LAND ROVER	RANGE ROVER	5.0 V8 AUTOBIOGRAPHY S/C LWB AT 4WD	sprt utl veh	5	2014	220,900	USD
LAND ROVER	RANGE ROVER SPORT	3.0 V6 HSE AT 4WD	sprt utl veh	5	2014	101,900	USD
MASERATI	GHIBLI	3.0 V6 330HP AUTO	sedan	4	2014	107,560	USD
MASERATI	GHIBLI	3.0 V6 410HP S Q4 AUTO 4WD	sedan	4	2014	122,900	USD
MASERATI	GRANCABRIO	4.7 V8 MC AUTO	conv	2	2014	193,000	USD
MASERATI	QUATTROPORTE	3.0 V6 S AUTO	sedan	4	2014	146,000	USD
MASERATI	QUATTROPORTE	3.8 V8 GTS AUTO	sedan	4	2014	173,000	USD
MAZDA	MAZDA3	2.0 HATCHBACK I TOURING TM	hatchback	5	2014	256,900	MXP
MERCEDES	C-CLASS	1.6 C 180 CGI MT	sedan	4	2015	462,900	MXP
MERCEDES	CLA-CLASS	2.0 CLA 45 AMG	sedan	4	2014	999,900	MXP
MERCEDES	CLS-CLASS	3.5 CLS 350 CGI SHOOTING BRAKE	wagon	5	2014	1,074,900	MXP
MERCEDES	CLS-CLASS	5.5 CLS 63 AMG SHOOTING BRAKE	wagon	5	2014	1,999,900	MXP
MERCEDES	E-CLASS	2.0 E 250 CGI 7G TRONIC	conv	2	2014	789,900	MXP
MERCEDES	E-CLASS	3.0 400 CGI	coupe	2	2014	999,900	MXP
MERCEDES	E-CLASS	3.0 400 CGI	conv	2	2014	1,079,900	MXP
MERCEDES	GLA-CLASS	1.6 GLA 200 CGI MT	sprt utl veh	5	2014	459,900	MXP
MERCEDES	GLA-CLASS	1.6 GLA 200 CGI SPORT	sprt utl veh	5	2014	506,900	MXP
MERCEDES	GLA-CLASS	2.0 GLA 250 CGI SPORT	sprt utl veh	5	2014	589,900	MXP
MINI	MINI	1.6 JOHN COOPER WORKS GP MT	hatchback	3	2013	520,000	MXP
MINI	PACEMAN	1.6 COOPER S PACEMAN CHILI	hatchback	3	2014	470,600	MXP



Lista de precios de vehículos ligeros

1a. Qna. de julio de 2014.							
Marca	Modelo	Version	Tipo	Puertas	Año	Precio lista	Moneda
MINI	PACEMAN	1.6 COOPER S PACEMAN CHILI AT	hatchback	3	2014	490,600	MXP
MINI	PACEMAN	1.6 COOPER S PACEMAN HOT CHILI	hatchback	3	2014	503,600	MXP
MINI	PACEMAN	1.6 COOPER S PACEMAN HOT CHILI AT	hatchback	3	2014	523,600	MXP
MINI	PACEMAN	1.6 S PACEMAN HOT CHILLI AT 4WD	hatchback	3	2014	545,100	MXP
MINI	PACEMAN	1.6 S PACEMAN HOT CHILLI MT 4WD	hatchback	3	2014	525,100	MXP
NISSAN	FRONTIER	4.0 CREW CAB S AT	p-up	4	2014	350,201	MXP
NISSAN	FRONTIER	4.0 CREW CAB S AT 4WD	p-up	4	2014	386,200	MXP
NISSAN	JUKE	1.6 MIDNIGHT	sprt utl veh	5	2014	359,314	MXP
NISSAN	LEAF	ELECTRICO	hatchback	5	2015	545,402	MXP
NISSAN	MARCH	1.6 ADVANCE NAVI AT	hatchback	5	2015	200,301	MXP
NISSAN	MARCH	1.6 ADVANCE NAVI MT	hatchback	5	2015	186,300	MXP
NISSAN	MARCH	1.6 MARCH SR NAVI MT	hatchback	5	2015	199,800	MXP
NISSAN	NOTE	1.6 SR CVT	hatchback	5	2015	257,800	MXP
NISSAN	NV350 URVAN	2.5 PANEL AMPLIA DIESEL A/A PAQ SEG T/M	cargo van	4	2015	386,300	MXP
PEUGEOT	2008	1.6 VTI 120 FÉLINE	sprt utl veh	5	2015	302,900	MXP
PEUGEOT	208	1.6 ALLURE AT	hatchback	5	2014	238,900	MXP
PEUGEOT	208	1.6 FELINE AT	hatchback	5	2014	269,900	MXP
PEUGEOT	208	1.6 FELINE MT	hatchback	3	2014	254,900	MXP
PEUGEOT	208	1.6 GT NAV MT	hatchback	3	2014	346,900	MXP
PEUGEOT	508	1.6 FELINE NAV TIPTRONIC	sedan	4	2014	454,900	MXP
PEUGEOT	MANAGER	2.2 FURGON L4H2 BASE AC	cargo van	4	2014	464,900	MXP
PORSCHE	911	3.8 CARRERA COUPE 50 ANIVERSARIO MT	coupe	2	2014	148,100	USD
PORSCHE	911	3.8 CARRERA COUPE 50 ANIVERSARIO PDK	coupe	2	2014	152,600	USD
PORSCHE	MACAN	3.0 V6 S	sprt utl veh	5	2015	936,700	MXP



ESTADOS UNIDOS VENTAS MENUDEO POR MARCA AUTOMÓVILES Y CAMIONES LIGEROS

Unidades

	2014												Var. Rel. 14/13		
	ENE	FEB	MAR	ABR	MAY	JUN	JUL	AGO	SEPT	OCT	NOV	DIC	TOTAL	JUL	TOTAL
BMW	18,253	22,017	32,107	25,202	29,602	30,201	26,409						183,791	9.84%	11.7%
Mini	2,543	2,459	3,655	4,390	5,729	5,376	5,811						29,963	-2.3%	-21.8%
BMW CO.	20,796	24,476	35,762	29,592	35,331	35,577	32,220						213,754	7.4%	5.4%
Chrysler	21,113	25,230	26,140	21,967	22,592	24,026	23,455						164,523	17.4%	-10.5%
Dodge	60,938	80,225	105,054	92,633	96,855	85,576	80,817						602,098	9.1%	6.1%
Jeep	41,910	45,946	57,983	59,754	70,203	57,006	59,588						392,390	40.9%	44.4%
Fiat	3,222	3,465	4,738	4,298	4,771	4,478	3,807						28,779	0.6%	13.3%
CHRYSLER	127,183	154,866	193,915	178,652	194,421	171,086	167,667						1,187,790	19.7%	13.3%
MAYBACH	0	0	0	0	0	0	0						0	-	-
Mercedes Benz	23,892	24,030	29,316	28,281	28,881	28,707	29,406						192,513	15.0%	8.8%
Smart	521	941	775	1,048	689	673	1,351						5,998	57.1%	12.8%
MERCEDES BENZ	24,413	24,971	30,091	29,329	29,570	29,380	30,757						198,511	16.4%	8.9%
MASERATI	567	837	963	964	1,144	966	1,132						6,573	324.0%	327.9%
Aston Martin	0	0	0	0	0	0	0						0	-	-
Ford	147,521	176,688	234,448	203,552	244,501	214,125	203,604						1,424,439	9.4%	-0.9%
Jaguar	1,347	1,552	1,816	1,035	1,304	1,263	1,187						9,504	-26.4%	1.0%
Land Rover	4,674	4,006	4,399	4,533	4,536	4,038	4,643						30,829	14.6%	14.0%
Lincoln	5,973	6,661	8,969	6,803	8,845	7,271	7,863						52,385	13.6%	15.9%
Mercury	0	0	0	0	0	0	0						0	-	-
Volvo	3,792	3,991	5,915	4,635	5,014	5,983	4,894						34,224	-17.2%	-11.1%
FORD MOTOR CO.	163,307	192,898	255,547	220,558	264,200	232,680	222,191						1,551,381	8.6%	-0.4%
Buick	13,278	19,192	20,428	19,214	19,957	21,403	17,683						131,155	7.9%	11.9%
Cadillac	11,386	13,437	14,765	13,900	14,688	13,941	15,241						97,358	-2.6%	-2.0%
Chevrolet	119,089	153,913	179,681	181,648	205,010	188,567	175,155						1,203,063	7.7%	2.1%
GMC	27,733	35,562	41,173	39,314	45,039	43,550	48,081						280,452	22.2%	7.8%
Saab	0	0	0	0	0	0	0						0	-	-
GENERAL MOTORS	171,486	222,104	256,047	254,076	284,694	267,461	256,160						1,712,028	9.4%	3.5%
Acura	10,823	11,545	15,580	14,122	14,675	11,206	12,480						90,431	-17.6%	-1.8%
Honda	80,808	88,860	117,738	118,334	137,928	117,817	123,428						784,913	-2.3%	-1.3%
HONDA CO.	91,631	100,405	133,318	132,456	152,603	129,023	135,908						875,344	-3.9%	-1.3%
Hyundai	44,005	49,003	67,005	66,107	70,907	67,407	67,011						431,445	1.5%	1.0%
Kia	37,011	41,218	54,777	53,676	60,087	50,644	52,309						349,722	6.7%	7.2%
HYUNDAI CO.	81,016	90,221	121,782	119,783	130,994	118,051	119,320						781,167	3.7%	3.7%
ISUZU	0	0	0	0	0	0	0						0	-	-
MAZDA CO.	18,813	24,341	34,903	22,434	29,731	26,208	29,238						185,668	17.1%	9.3%
MITSUBISHI CO.	4,867	5,977	8,996	6,542	7,269	6,021	6,349						46,021	21.4%	28.9%
Infiniti	8,998	9,729	12,494	9,170	10,376	8,574	8,538						67,879	10.0%	13.1%
Nissan	81,472	105,631	136,642	94,764	125,558	101,069	112,914						758,050	11.5%	12.5%
NISSAN CO.	90,470	115,360	149,136	103,934	135,934	109,643	121,452						825,929	11.4%	12.6%
PORSCHE	3,096	3,232	3,808	4,072	4,609	4,101	4,300						27,218	12.6%	8.3%
SUBARU CO.	33,000	34,909	44,479	40,083	44,170	41,367	45,714						283,722	27.0%	17.9%
SUZUKI	0	0	0	0	0	0	0						0	-	-
Lexus	17,637	18,855	28,593	23,165	26,921	23,518	27,333						166,022	18.7%	17.4%
Scion	4,011	4,529	5,917	5,386	6,181	4,612	5,127						35,763	-18.1%	-13.3%
Toyota	124,717	135,900	180,838	171,109	210,134	173,584	183,342						1,179,624	11.7%	5.4%
TOYOTA	146,365	159,284	215,348	199,660	243,236	201,714	215,802						1,381,409	11.6%	6.1%
Audi	10,101	10,881	14,246	15,653	16,601	16,867	14,616						98,965	11.9%	13.3%
Bentley	192	191	280	209	233	216	201						1,522	-2.4%	10.3%
Rolls - Royce	86	86	75	75	75	75	75						547	-10.7%	0.9%
Volkswagen	23,494	27,112	36,717	30,831	32,163	28,827	30,553						209,697	-14.6%	-13.6%
VOLKSWAGEN AG.	33,873	38,270	51,318	46,768	49,072	45,985	45,445						310,731	-7.5%	-6.4%
OTROS	304	316	350	350	350	350	350						2,370	17.1%	13.2%
TESLA*	0	0	1,507	2,050	2,350	2,350	1,800						10,057	-	-
TOTAL AUTOS	491,652	581,998	764,000	678,276	795,759	703,494	689,673						4,704,852	4.9%	0.9%
TOTAL COMERCIALES	519,535	610,469	773,270	713,027	813,919	718,469	746,132						4,894,821	13.6%	9.5%
TOTAL	1,011,187	1,192,467	1,537,270	1,391,303	1,609,678	1,421,963	1,435,805						9,599,673	9.3%	5.1%

Fuente: Elaborado por AMDA con información de Automotive News Data Center.



CANADÁ VENTAS MENUDEO POR MARCA AUTOMÓVILES Y CAMIONES LIGEROS

Unidades

CANADÁ	2014												Var. Rel. 14/13		
	ENE	FEB	MAR	ABR	MAY	JUN	JUL	AGO	SEPT	OCT	NOV	DIC	TOTAL	JUL	TOTAL
BMW	1,681	2,105	2,689	2,569	3,021	3,242	2,928						18,235	15.7%	2.0%
Mini	212	190	368	420	460	533	559						2,742	-2.1%	-18.9%
BMW	1,893	2,295	3,057	2,989	3,481	3,775	3,487						20,977	12.4%	-1.3%
Dodge	12,598	12,444	16,399	17,464	20,027	16,692	18,461						114,085	-3.0%	-0.3%
Chrysler	997	1,468	2,216	2,345	2,922	2,650	1,950						14,548	5.3%	-19.5%
Jeep	3,507	4,212	5,081	6,145	7,531	6,817	6,900						40,193	58.1%	43.5%
Fiat	596	398	953	1,258	1,018	854	696						5,773	-28.1%	16.7%
CHRYSLER	17,698	18,522	24,649	27,212	31,498	27,013	28,007						174,599	6.9%	5.5%
Maybach	0	0	0	0	0	0	0						0	-	-
Mercedes Benz	2,235	2,233	3,715	3,269	3,437	3,556	2,793						21,238	-3.5%	7.2%
Smart	43	95	320	102	146	198	294						1,198	25.1%	43.0%
DAIMLER AG+	2,278	2,328	4,035	3,371	3,583	3,754	3,087						22,436	-1.3%	8.6%
Ford, Lincoln, Mercury	14,526	16,227	22,390	27,334	31,744	30,842	28,911						171,974	15.0%	0.1%
Jaguar	72	101	209	87	150	163	117						899	-5.6%	21.2%
Land Rover	468	545	734	422	500	518	532						3,719	55.6%	35.2%
Volvo	323	258	419	343	533	577	287						2,740	-24.7%	-6.4%
FORD MOTOR CO.	15,389	17,131	23,752	28,186	32,927	32,100	29,847						179,332	14.8%	0.6%
FERRARI	18	18	17	17	17	17	17						121	-5.6%	-8.3%
Buick, Oldsmobile	690	1,174	1,440	1,754	1,919	1,429	1,845						10,251	60.9%	23.2%
Cadillac	461	581	847	1,106	1,211	877	1,002						6,085	33.2%	21.3%
Chevrolet	6,287	7,567	13,715	15,770	15,099	11,964	13,672						84,074	21.0%	-1.7%
GMC	3,553	3,659	5,788	6,805	8,215	6,737	7,454						42,211	24.9%	1.3%
Saab	0	0	0	0	0	0	0						0	-	-
GENERAL MOTORS	10,991	12,981	21,790	25,435	26,444	21,007	23,973						142,621	25.1%	1.5%
Acura	912	971	1,838	1,980	2,005	1,458	1,373						10,537	-18.6%	-4.7%
Honda	6,820	7,825	13,454	13,687	16,507	14,727	14,574						87,594	8.3%	8.6%
HONDA	7,732	8,796	15,292	15,667	18,512	16,185	15,947						98,131	5.3%	7.0%
Hyundai	6,704	8,105	12,707	14,310	14,732	13,712	14,104						84,374	3.6%	-1.2%
Kia	3,883	4,386	5,881	7,408	8,015	7,371	6,305						43,249	-17.2%	-2.2%
HYUNDAI GROUP	10,587	12,491	18,588	21,718	22,747	21,083	20,409						127,623	-3.9%	-1.5%
LAMBORGHINI	4	4	5	5	5	5	5						33	25.0%	-36.5%
MASERATI	25	34	41	58	56	49	40						303	166.7%	218.9%
MAZDA	3,754	4,274	6,536	7,420	7,900	6,415	7,036						43,335	1.4%	1.1%
MITSUBISHI	1,332	1,672	1,775	2,252	1,846	1,775	2,041						12,693	24.7%	-1.2%
Infiniti	736	795	1,066	913	821	759	778						5,868	5.1%	15.4%
Nissan	5,624	6,009	9,404	9,576	9,837	10,561	10,656						61,667	43.3%	30.8%
NISSAN	6,360	6,804	10,470	10,489	10,658	11,320	11,434						67,535	39.8%	29.3%
PORSCHE	178	231	333	467	530	576	570						2,885	73.3%	33.9%
SUBARU	2,319	2,390	3,476	4,187	4,426	3,536	3,590						23,924	10.5%	16.7%
SUZUKI	0	0	0	0	0	0	0						0	-100.0%	-100.0%
Lexus	914	980	1,594	1,628	1,789	1,521	1,429						9,855	-1.2%	13.7%
Toyota	9,319	9,763	15,509	18,527	20,129	16,760	16,233						106,240	3.3%	3.0%
Scion	197	199	294	508	547	448	377						2,570	-33.7%	-17.4%
TOYOTA	10,430	10,942	17,397	20,663	22,465	18,729	18,039						118,665	1.7%	3.3%
Audi, Bentley	1,125	1,281	2,078	2,369	2,286	2,188	1,940						13,267	16.2%	9.8%
Volkswagen	3,683	3,733	4,026	6,483	6,465	6,226	7,706						38,322	50.9%	5.2%
VOLKSWAGEN AG	4,808	5,014	6,104	8,852	8,751	8,414	9,646						51,589	42.3%	6.3%
TESLA	0	0	50	50	50	50	50						250	-	-
ROLLS-ROYCE	0	0	6	6	6	6	6						30	-	-
TOTAL AUTOS	37,327	41,486	66,695	78,138	85,302	78,202	75,654						462,804	6.2%	-1.6%
TOTAL CAMIONES	58,469	64,441	90,678	100,906	110,600	97,607	101,577						624,278	15.5%	8.8%
TOTAL CANADÁ	95,796	105,927	157,373	179,044	195,902	175,809	177,231						1,087,082	11.3%	4.1%

Fuente: Automotive News Data Center y Association of International Automobile Manufacturers of Canadá.

N.D.: No Disponible

NA: No Aplica